



CRIME IN ARIZONA 2019



This page has been intentionally left blank.

CRIME IN ARIZONA

JANUARY – DECEMBER 2019



Colonel Heston Silbert
Director

*An annual compilation of crime statistics prepared by the
Arizona Department of Public Safety
Access Integrity Unit*

This page has been intentionally left blank.

Table of Contents

| | |
|---|--------------|
| Table of Contents | 5-8 |
| Foreword | 9 |
| Dedication | 11 |
| Uniform Crime Reporting System | 13-19 |
| Overview | 15 |
| Arizona UCR Program | 15 |
| Crime Factors | 16 |
| Scoring of Offenses | 16 |
| Clearances | 17 |
| Property Stolen and Recovered..... | 18 |
| Arrests | 18 |
| UCR Offense Information | 18 |
| Part I and Part II Offenses..... | 19 |
| | |
| National Incident-Based Reporting System | 21-27 |
| Overview | 23 |
| Benefits of NIBRS..... | 23 |
| NIBRS vs. Summary Reporting..... | 24 |
| NIBRS Offense Information | 24 |
| Group A and Group B Offenses | 25-26 |
| Data Elements | 26 |
| | |
| Summary of State Crime Data | 29-37 |
| Arizona Crime Clock | 31 |
| Arizona Crime Cycle..... | 32 |
| State Crime Summary..... | 33 |
| Crime Index | 33 |
| Arrests/Clearances | 33 |
| Violent Crime Summary | 33 |
| Offenses | 33 |
| Arrests/Clearances | 33 |
| Property Crime Summary | 34 |
| Offenses | 34 |
| Arrests/Clearances | 34 |
| Total Arrest Summary..... | 34 |
| State Crime Index | 35 |
| Index Crime Comparison | 36 |
| Value of Property Loss by Offense | 37 |
| Type and Value of Property Stolen and Recovered..... | 37 |
| | |
| Part I – Index Crimes | 39-63 |
| | |
| Murder and Non-Negligent Manslaughter | 41-45 |
| Definition..... | 41 |

| | |
|---|--------------|
| 2019 Summary | 41 |
| Arrests/Clearances | 41 |
| Murder by Month..... | 42 |
| Murder by Day of Week | 42 |
| Murder by Time of Day | 43 |
| Murder Distribution by Circumstance..... | 43 |
| Murder by Type of Weapon Used | 44 |
| Murder Distribution by Relationship..... | 44 |
| Murder Frequency by Age, Sex, Race, and Ethnic Origin | 45 |
| Rape..... | 46-47 |
| Definition..... | 46 |
| 2019 Summary | 46 |
| Arrests/Clearances | 46 |
| Rape by Month..... | 47 |
| Robbery | 48-49 |
| Definition..... | 48 |
| 2019 Summary | 48 |
| Arrests/Clearances | 48 |
| Robbery by Location and Value..... | 49 |
| Robbery by Month and Weapon Used..... | 49 |
| Aggravated Assault..... | 50-51 |
| Definition..... | 50 |
| 2019 Summary | 50 |
| Arrests/Clearances | 50 |
| Assaults by Weapons Used..... | 51 |
| Assaults by Month..... | 51 |
| Burglary..... | 52-53 |
| Definition..... | 52 |
| 2019 Summary | 52 |
| Arrests/Clearances | 52 |
| Burglary by Location, Time of Day, and Value..... | 53 |
| Burglary by Month and Means of Entry | 53 |
| Larceny-Theft | 54-56 |
| Definition..... | 54 |
| 2019 Summary | 54 |
| Arrests/Clearances | 54 |
| Larceny-Theft by Type by Month | 55 |
| Larceny-Theft by Value by Month | 55 |
| Larceny-Theft by Classification and Value..... | 56 |
| Additional Analysis of Larceny-Theft..... | 56 |
| Motor Vehicle Theft | 57-58 |
| Definition..... | 57 |
| 2019 Summary | 57 |
| Arrests/Clearances | 57 |
| Recovered Motor Vehicles | 57 |
| Motor Vehicle Thefts by Month | 58 |
| Motor Vehicle Thefts by Type of Vehicle | 58 |

| | |
|--|---------------|
| Arson | 59-61 |
| Definition..... | 59 |
| 2019 Summary | 59 |
| Arrests/Clearances | 59 |
| Arson by Property Classification..... | 60 |
| Value of Property Damage | 60 |
| Arson Offenses by Property Type..... | 61 |
| Human Trafficking | 62-63 |
| Definition..... | 62 |
| 2019 Summary | 62 |
| Arrests/Clearances | 62 |
| Human Trafficking by Month..... | 63 |
| | |
| County Offense and Supplemental Data | 65-70 |
| Index Crimes by County..... | 67 |
| Analysis of Robbery, Burglary, and Larceny-Theft by County..... | 68 |
| Value (In Dollars) of Property Stolen by Crime by County..... | 69 |
| Type and Value (In Dollars) of Property Stolen and Recovered by County | 70 |
| | |
| State Arrest Data | 71-81 |
| Arrest Summary..... | 73 |
| Arrest by Age Group..... | 73 |
| Total Arrests by Offense, Race, and Ethnic Origin..... | 74 |
| Juvenile Arrests by Offense, Race, and Ethnic Origin | 75 |
| Adult Arrests by Offense, Race, and Ethnic Origin | 76 |
| Total Arrests by Age | 77 |
| Juvenile Male Arrests | 78 |
| Juvenile Female Arrests..... | 79 |
| Adult Male Arrests..... | 80 |
| Adult Female Arrests | 81 |
| | |
| County Arrest Data | 83-100 |
| Apache County | 85 |
| Cochise County..... | 86 |
| Coconino County | 87 |
| Gila County | 88 |
| Graham County | 89 |
| Greenlee County | 90 |
| La Paz County | 91 |
| Maricopa County | 92 |
| Mohave County | 93 |
| Navajo County | 94 |
| Pima County | 95 |
| Pinal County | 96 |
| Santa Cruz County | 97 |
| Yavapai County | 98 |
| Yuma County | 99 |

| | |
|--|----------------|
| Police Disposition of Juveniles by County..... | 100 |
| Agency Arrest Data..... | 102-106 |
| Law Enforcement Officers Killed in Action (LEOKA) | 108-114 |
| Overview | 110 |
| 2019 Summary | 110 |
| Clearances | 110 |
| Officers Assaulted Based on Injury vs. Non-Injury..... | 111 |
| Officer Assaults by Type of Weapon Used | 111 |
| Officer Assaults by Time of Day..... | 112 |
| Officer Assaults by Frequency Distribution | 113 |
| Officer Assaults by Distribution by County | 114 |
| Bias Crime Data | 116-121 |
| Overview | 118 |
| Bias Offenses – Five Year Comparison..... | 118 |
| Bias Offenses by Quarter..... | 119 |
| Bias Motivation by Quarter | 119 |
| Bias Offenses by County by Quarter..... | 120 |
| Bias Offenses by Agency by Quarter | 120 |
| Bias Offenses by Type by Agency | 121 |
| Terms and Definitions..... | 122-127 |



ARIZONA DEPARTMENT OF PUBLIC SAFETY

2102 WEST ENCANTO BLVD. P.O. BOX 6638 PHOENIX, ARIZONA 85005-6638 (602) 223-2000

“Courteous Vigilance”

DOUGLAS A. DUCEY HESTON SILBERT
Governor Director

FOREWORD

The Arizona Department of Public Safety is pleased to participate in and serve as the coordinating agency for the Arizona Uniform Crime Reporting Program. The Arizona Department of Public Safety’s Access Integrity Unit compiles and publishes this report base upon crime statistics submitted by all law enforcement agencies across the state.

The purpose of the Crime in Arizona report is to provide statistical data regarding the nature and extent of crime throughout the state. This report does not conclude as to the causes of crime. However, the report does provide the vital information necessary to assist law enforcement agencies, government, and the public in their approach to crime in our state.

This report is a culmination of a joint effort by our state’s local law enforcement agencies to collect and organize crime data. It is intended to provide a basic understanding of Arizona crime problems, their characteristics, and the law enforcement actions being taken to address these matters.

Sincere appreciation is expressed to all Arizona law enforcement agencies who have contributed to this publication.

A handwritten signature in black ink, appearing to read "Heston Silbert".

Colonel Heston Silbert
Director

This page has been intentionally left blank.

DEDICATION

This publication is dedicated to the memory of the following Arizona law enforcement officers who gave the ultimate sacrifice while performing their duties during 2019.



Officer Clayton Joel Townsend
Salt River Police Department
End of Watch: January 8, 2019

Officer Paul Thomas Rutherford
Phoenix Police Department
End of Watch: March 21, 2019

Agent Robert Mark Hotten
United States Department of Homeland Security – U.S. Border Patrol
End of Watch: October 6, 2019

Detention Officer Gene Wade Lee
Maricopa County Sheriff's Office
End of Watch: October 30, 2019

Agent Luis Pena
United States Department of Homeland Security – U.S. Border Patrol
End of Watch: December 23, 2019

This page has been intentionally left blank.

A desert landscape at sunset. In the foreground on the left, a large saguaro cactus stands in silhouette. The sky is filled with dramatic, colorful clouds in shades of blue, purple, and orange, with the sun setting on the horizon. In the distance, a range of mountains is visible under the twilight sky. The overall scene is a classic desert sunset.

Uniform Crime Reporting System

This page has been intentionally left blank.

Uniform Crime Reporting System

Overview

The Uniform Crime Reporting (UCR) Program has been the starting place for law enforcement executives, students of criminal justice, researchers, members of the media, and the public at large seeking information on crime in the nation. The program was conceived in 1929 by the International Association of Chiefs of Police (IACP) to meet the need for reliable uniform crime statistics for the nation. In 1930, the Federal Bureau of Investigation (FBI) was tasked with collecting, publishing, and archiving those statistics.

Today, four annual publications, [Crime in the United States](#), [National Incident-Based Reporting System](#), [Law Enforcement Officers Killed and Assaulted](#), and [Hate Crime Statistics](#) are produced from data received from over 18,000 city, university/college, county, state, tribal, and federal law enforcement agencies voluntarily participating in the program. The crime data are submitted either through a state UCR Program or directly to the FBI's UCR Program.

In addition to these reports, information is available on the Law Enforcement Officers Killed and Assaulted (LEOKA) Program and the Hate Crime Statistics Program, as well as the traditional Summary Reporting System (SRS) and the National Incident-Based Reporting System (NIBRS).

Arizona's UCR Program

The Arizona UCR program first began receiving voluntary crime statistics from local law enforcement agencies in January 1975. Prior to this date, agencies submitted their crime data directly to the FBI. The Arizona Department of Public Safety is responsible for administrating the UCR program and providing necessary assistance and training to the contributing law enforcement agencies.

After the 1992 Arizona legislative session, participation in the UCR program became mandatory. Arizona Revised Statute (A.R.S.) [§ 41-1750\(A\)\(2\)](#) states that the Department of Public Safety shall:

"Collect information concerning the number and nature of offenses known to have been committed in this state and of the legal steps taken in connection with these offenses, such other information that is useful in the study of crime and in the administration of criminal justice and all other information deemed necessary to operate the statewide uniform crime reporting program and to cooperate with the federal government uniform crime reporting program."

Further, A.R.S. [§ 41-1750\(D\)](#) states:

"The chief executive officers of law enforcement agencies of this state or its subdivisions shall provide to the central state repository such information as necessary to operate the statewide uniform crime reporting program and to cooperate with the federal government uniform crime reporting program."

Statistics are received from local police agencies, county sheriff's offices, college and university campus police, and state police agencies. Federal agencies and tribal police agencies do not report to the Arizona UCR program and therefore, are not included in this publication.

The goal of this publication is to identify the nature and extent of criminal activity in this state. This information will not in itself prevent crime, but it may encourage all segments of society, by understanding the problem, to work together with law enforcement agencies to reduce crime through more effective enforcement.

Crime Factors

Statistics gathered under the UCR are submitted by the law enforcement agencies of Arizona and represent a spectrum of Arizona crime on statewide, local, and county levels. Awareness of the presence of certain crime statistics presented is necessary if fair and equitable conclusions are to be drawn. These crime-influencing factors are present, to some degree, in every community and their presence affects, in varying degrees, the crime developments of the community. Comparison of crime figures between communities should not be made without first considering the individual factors present in each community. Population size is the only correlate of crime utilized in this publication. While the other factors listed above are of equal concern, no attempt is made to relate them to the data listed. The reader is, therefore, cautioned against comparing statistical data of individual reporting units from cities, counties, metropolitan areas, states, or colleges and universities solely based on their population coverage or student enrollment.

Set forth below are some of the conditions which will, by type and volume, affect the crime that occurs from place to place:

- Population density and degree of urbanization.
- Variations in composition of the population, particularly youth concentration.
- Stability of population concerning residents' mobility, commuting patterns, and transient factors.
- Modes of transportation and highway systems.
- Economic conditions, including median income, poverty level, and job availability.
- Cultural factors and educational, recreational, and religious characteristics.
- Family conditions concerning divorce and family cohesiveness.
- Climate, including seasonal weather changes.
- The effective strength of law enforcement agencies.
- Administrative and investigative emphases of law enforcement.
- Policies of other components of the criminal justice system (i.e., prosecutorial, judicial, correctional, and probational).
- Citizens' attitudes toward crime.
- Crime reporting practices of the citizenry.

Scoring of Offenses

Only the number of those offenses for Part I crimes and simple assault are scored (counted) under the UCR program. The method of scoring offenses varies with the type of crime committed, and it

is important to remember that the number of offenders does not determine the number of offenses.

For murder and non-negligent manslaughter, negligent manslaughter, rape, aggravated assault, and simple assault, one offense is scored for each victim, regardless of the number of offenders involved. For example, two offenders could be involved in the murder of one victim and, in this case, only one murder would be scored.

For robbery and larceny-theft, one offense is scored for each distinct operation which is separate in time and place. The number of victims in any one operation does not determine the number of offenses. For example, if seven patrons in a bar are robbed, only one robbery would be counted. However, if the offender then leaves the bar and robs a passer-by, a second offense would be counted.

For burglary, one offense is scored for each structure which is illegally entered. For UCR purposes, a structure is generally defined as an enclosed, permanently occupied area. However, when the structure is an apartment complex, business, or office building in which units are leased for a period, one offense is counted for each unit burglarized. The illegal entry of those structures used for the housing of a transient population, such as hotel rooms or boarding houses, are scored as one burglary regardless of the number of rooms entered.

For motor vehicle theft, one offense is scored for each vehicle stolen. For UCR purposes, a motor vehicle is defined as a self-propelled vehicle that runs on land and not rails.

For arson, one offense is scored for each occurrence even if a more serious offense occurred as the result of the arson. Additionally, any attempts to commit any of the above offenses are also counted under the appropriate offense category except for attempted murder which is listed under aggravated assault.

For multiple offenses that occur in one crime incident, only the most serious offense is counted. The exceptions are arson and human trafficking (which is always counted) and a combination of larceny-theft and motor vehicle theft (the motor vehicle theft will be counted). Part I offenses are ranked according to seriousness and appear in order from most serious to least serious under Offense Definitions. A Part II offense that occurs in conjunction with Part I offenses or by itself is not counted.

Clearances

An offense is considered cleared (solved) when at least one offender is arrested for a crime, even though several may have been involved. Offenses may also be cleared by exceptional means when the offender: Commits suicide; makes a dying declaration; confesses while in custody or serving time for another crime; is prosecuted in another jurisdiction for the same offense; is a juvenile who is handled by notifying the parents; when the victim refuses to prosecute, or another jurisdiction refuses to extradite the offender. Clearances are counted as "adult" or "juvenile." A "juvenile" clearance is counted only when juveniles are exclusively involved in the commission and clearance of an offense. If the arrest of both adults and juveniles results in a clearance, it is counted as an "adult" clearance only.

Property Stolen and Recovered

The figures for the value of property stolen and recovered report the value at each point in time. Although property can increase in value over time, it is more likely that stolen property will be recovered in a damaged condition. Therefore, recovery value does not necessarily represent a "clearance rate" for stolen property, and one cannot use it to determine law enforcement effectiveness in recovering stolen goods.

Because stolen and recovered property figures indicate thefts and recoveries in the current year, it is important to note that recovered property may have been stolen in a previous year. In addition, the type and value of stolen or recovered property is reported only for Part I offenses and does not include such Part II offenses as fraud, forgery, or embezzlement.

Arrests

Arrest information is collected for all Part I and Part II offenses according to the age, sex, race, and ethnic origin of the offender. It is not possible, however, to correlate race or ethnic origin with the sex of the offender or specific ages because the information is collected independently, thus limiting analysis. Furthermore, arrest figures cannot be directly related to the number of crimes cleared because arrest totals count all the offenders who have been arrested even if several were involved in the commission of a single offense. Therefore, arrest and clearance totals will only be equal by coincidence.

It should be kept in mind that arrest totals do not indicate the number of different offenders involved in the commission of a crime. A total of four arrests may represent the arrest of four different offenders or the arrest of the same offender on four different occasions. Also, arrest totals do not indicate the number of charges placed against an offender at the time of the arrest.

UCR Offense Information

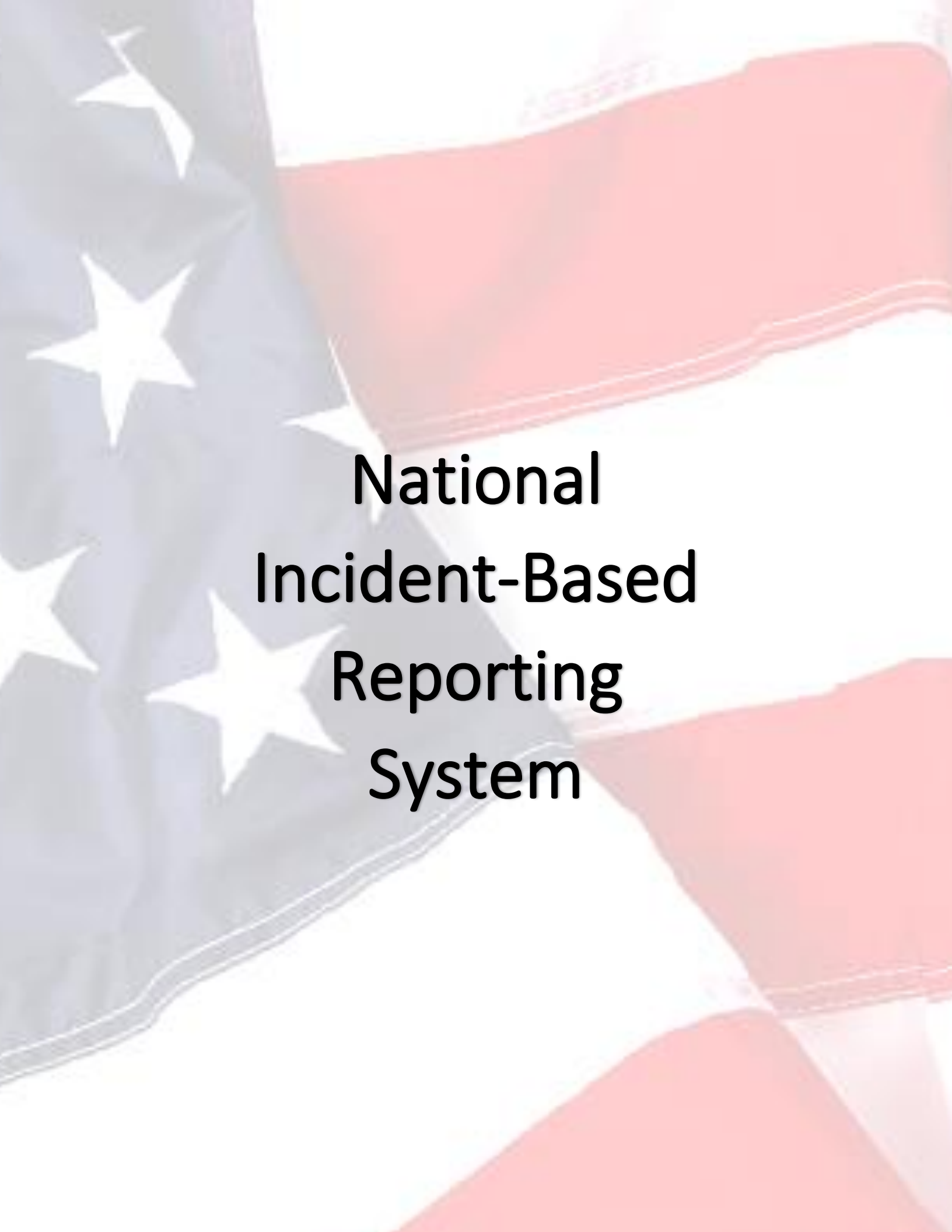
In Arizona's UCR Program, contributing law enforcement agencies are wholly responsible for compiling their crime reports and submitting them to the Arizona Department of Public Safety's Access Integrity Unit. To maintain quality and uniformity in data received, the Access Integrity Unit furnishes to the contributing agencies continuous training and instruction in UCR procedures. All contributors are also furnished with the FBI's Summary Reporting System (SRS) User Manual which outlines in detail procedures for scoring and classifying offenses. Monthly, law enforcement agencies (state, county, and local) report the number of offenses that become known to them during the month.

For practical purposes, the reporting of offenses known is limited to the following crime classifications because they are the most serious and most commonly reported crimes occurring in all areas of the United States. Together, they serve as a gauge of the level and scope of crimes occurring across the country. They are divided into two parts; Part I and Part II. Information on the number of Part I offenses known to law enforcement, the number of clearances, and the number of persons arrested is reported each month. Only arrest data is reported for Part II offenses.

Part I and Part II Offenses

| Part I Offenses | Part II Offenses |
|--|--|
| Criminal Homicide | Other Assaults |
| Rape | Forgery and Counterfeiting |
| Robbery | Fraud |
| Aggravated Assault | Embezzlement |
| Burglary | Stolen Property: Buying, Receiving, Possessing |
| Larceny-Theft (except motor vehicle theft) | Vandalism |
| Motor Vehicle Theft | Weapons: Carrying, Possessing, etc. |
| Arson | Prostitution |
| Human Trafficking | Prostitution and Commercialized Vice |
| Commercial Sex Act | Assisting or Promoting Prostitution |
| Involuntary Servitude | Purchasing Prostitution |
| | Sex Offenses (except Rape and Prostitution Offenses) |
| | Drug Abuse Violations |
| | Gambling |
| | Offenses Against the Family and Children |
| | Driving Under the Influence |
| | Liquor Laws |
| | Drunkenness |
| | Disorderly Conduct |
| | Vagrancy |
| | All Other Offenses |
| | Suspicion |
| | Curfew and Loitering Laws (Persons under 18) |
| | Runaways (Persons under 18) |

This page has been intentionally left blank.

The background of the slide is a close-up, slightly blurred image of the United States flag, showing the stars and stripes in shades of red, white, and blue.

National Incident-Based Reporting System

This page has been intentionally left blank.

National Incident-Based Reporting System

Overview

Due to a rapidly changing data processing environment, the FBI UCR Program and its partners within the law enforcement community recognized the need for a more detail-oriented crime data collection. The National Incident-Based Reporting System (NIBRS) was implemented in 1989 to improve the quantity and quality of crime data collected by law enforcement by capturing more detailed information on each single crime occurrence. It was designed for law enforcement at its request. The NIBRS does not require law enforcement to collect additional data, but simply to delineate and use data already being collected. The NIBRS provides a more comprehensive view of crime in the United States and offers greater flexibility in data compilation and analysis.

The NIBRS captures specific details about crimes and criminals through incident-based reporting. These details include the date, time, location, and circumstance of the incident. Additionally, characteristics of the victim and offender such as the age, sex, race, and ethnicity are collected along with information about their relationship; any involvement of weapons or drugs; details of property loss; whether the crime was motivated by bias; and if a computer was utilized to perpetuate certain types of crimes. Additionally, the NIBRS provides more robust information on officer assaults. Other enhancements to the NIBRS include a collection of cargo theft data, human trafficking offenses, animal cruelty, expansion of the property and location codes, and redefining the race and ethnicity codes. When used to its full potential, the NIBRS identifies when and where crime occurs, what form it takes, and the characteristics of its victims and offenders.

The Benefits of the NIBRS

The NIBRS produces more detailed, accurate, and meaningful data than the Summary Reporting System. Armed with such information, law enforcement can better make a case to acquire the resources needed to fight crime. It has the capability of furnishing information on nearly every major criminal justice issue facing law enforcement today, including terrorism, white-collar crime, weapons offenses, missing children where criminality is involved, drug/narcotics offenses, drug involvement in all offenses, hate crimes, spousal abuse, elderly abuse, child abuse, domestic violence, juvenile crime/gangs, parental kidnapping, organized crime, pornography, driving under the influence, and alcohol-related offenses.

Using the NIBRS, legislators, municipal planners/administrators, academicians, sociologists, and the public will have access to more comprehensive crime information than the traditional Summary Reporting System can provide. The NIBRS also enables agencies to find similarities in crime-fighting problems so that agencies can work together to develop solutions or discover strategies for addressing the issues.

The participation of local law enforcement agencies in NIBRS is important for producing a highly accurate representation of crime. Crime data accuracy and completeness provide important snapshots of crime at all levels of law enforcement: local, regional, county, state, and national. The crucial starting point of this crime reporting process is at the local level.

The vision for the NIBRS is to become the law enforcement community's standard for quantifying crime, further supporting the mission of the FBI UCR Program, which is "provides national crime

data management standards and services to inform, educate, and strengthen communities through Uniform Crime Reporting.”

In 2003, Arizona began moving from summary-based reporting to incident-based reporting by obtaining a state-level NIBRS repository. In August of 2004, Arizona became certified to report crime data through the NIBRS by the FBI. Currently, there are 11 local agencies who have been certified as meeting all the requirements for NIBRS reporting and are now submitting NIBRS-only data.

NIBRS vs. Summary Reporting System

Most of the general concepts for collecting, scoring, and reporting UCR data in the [Summary Reporting System Manual](#) (2013) remain applicable in the NIBRS. For example, the jurisdictional rules for collecting data from city, county, state, tribal, and federal law enforcement agencies and the conditions under which a state UCR Program must operate remain the same. The [NIBRS User Manual](#) (2018), provides a comprehensive look at the NIBRS and combines the old requirements retained from the traditional UCR Program with the new NIBRS requirements.

The NIBRS has much more detail in its reporting system than the traditional Summary Reporting System. In the NIBRS, agencies collect offense information on 46 crimes known as Group A offenses; in the Summary Reporting System, agencies collect offense information on eight crimes known as Part I offenses.

In the Summary Reporting System, the “Hierarchy Rule” governs multiple offense reporting. If more than one crime was committed by the same person or group of persons and the time and space intervals separating the crimes were insignificant, then the crime highest in the hierarchy is the only offense reported. However, in the NIBRS, if more than one crime was committed by the same person or group of persons and the time and space intervals were insignificant, all the crimes are reported as offenses within the same incident.

The Summary Reporting System has two crime categories: Crimes Against Persons (e.g., murder, rape, and aggravated assault) and Crimes Against Property (e.g., robbery, burglary, and larceny-theft). In the NIBRS, a third crime category was added, Crimes Against Society, to represent society’s prohibitions against certain types of activities (e.g., drug or narcotic offenses).

The NIBRS collects information about crimes committed using a computer; the Summary Reporting System does not. The NIBRS collects more comprehensive data about drug offenses than the Summary Reporting System.

NIBRS Offense Information

NIBRS is an incident-based reporting system designed to collect data on each single crime occurrence and each incident and arrest within the occurrence. The most significant difference between NIBRS and the traditional UCR system is the degree of detail in reporting.

Unlike the current, or summary, UCR system that collects only eight Part I crimes, NIBRS collects 23 Group A crime categories made up of 49 Group A offenses. In addition to the Group A offenses,

there are 10 Group B offense categories. They encompass all the crimes not considered Group A offenses.

Group A and Group B Offenses

| Group A Offenses | Group B Offenses |
|---|---|
| Arson | Bad Checks |
| Assault Offenses | Curfew/Loitering/Vagrancy Violations |
| Aggravated Assault | Disorderly Conduct |
| Simple Assault | Driving Under Influence |
| Intimidation | Drunkenness |
| Bribery | Family Offenses, Nonviolent |
| Burglary | Liquor Law Violations |
| Counterfeiting/Forgery | Peeping Tom |
| Destruction/Damage/Vandalism | Runaway |
| Drug/Narcotic Offenses | Trespass of Real Property |
| Drug/Narcotic Violations | All Other Offenses |
| Drug Equipment Violations | |
| Embezzlement | |
| Extortion/Blackmail | |
| Fraud Offenses | |
| False pretenses/Swindle/Confidence Game | |
| Credit Card/Automatic Teller Machine Fraud | |
| Impersonation | |
| Welfare Fraud | |
| Wire Fraud | |
| Gambling Offenses | |
| Betting/Waging | |
| Operating/Promoting/Assisting Gambling | |
| Gambling Equipment Violations | |
| Sports Tampering | |
| Homicide Offenses | |
| Murder and Non-Negligent Manslaughter | |
| Negligent Manslaughter | |
| Justifiable Homicide | |
| Human Trafficking | |
| Human Trafficking, Commercial Sex Acts | |
| Human Trafficking, Involuntary Servitude | |
| Kidnapping/Abduction | |
| Larceny-Theft Offenses | |
| Pocket-picking | |
| Purse-snatching | |
| Shoplifting | |
| Theft from Building | |
| Theft from Coin-operated Machine or Device | |
| Theft from Motor Vehicle | |
| Theft of Motor Vehicle Parts or Accessories | |
| All Other Larceny | |
| Motor Vehicle Theft | |
| Pornography/Obscene Material | |
| Prostitution Offenses | |
| Prostitution | |
| Assisting or Promoting Prostitution | |
| Robbery | |
| Sex Offenses | |

- Rape
- Sodomy
- Sexual Assault with an Object
- Fondling

Sex Offenses, Non-forcible

- Incest
- Statutory Rape

Stolen Property Offenses

Weapon Law Violations

Law enforcement agencies use data elements and data values to report data to the FBI UCR Program via the NIBRS. Additional information about reporting requirements and specifications for submitting data to the NIBRS is in the [NIBRS Technical Specification](#). A data element is the smallest named item of data that conveys meaningful information or condenses a lengthy description into a shortcode.

Law enforcement agencies should use a series of 58 established data elements, i.e., data fields, within each segment of the Group A Incident Report, and in the Group B Arrest Report to describe the details of each component of a crime.

| | | | |
|-----|--|-----|---|
| 1 | Originating Agency Identifier (ORI) | 25C | Officer – ORI Other Jurisdiction |
| 2 | Incident Number | 26 | Age of Victim |
| 2A | Cargo Theft | 27 | Sex of Victim |
| 3 | Incident Date | 28 | Race of Victim |
| 4 | Cleared Exceptionally | 29 | Ethnicity of Victim |
| 5 | Exceptional Clearance Date | 30 | Resident Status of Victim |
| 6 | UCR Offense Code | 31 | Aggravated Assault/Homicide Circumstances |
| 7 | Offense Attempted/Completed | 32 | Additional Justifiable Homicide Circumstances |
| 8 | Offender Suspected of Using | 33 | Type Injury |
| 8A | Bias Motivation | 34 | Offender Number to be Related |
| 9 | Location Type | 35 | Relationship of Victim to Offender |
| 10 | Number of Premises Entered | 36 | Offender (Sequence) Number |
| 11 | Method of Entry | 37 | Age of Offender |
| 12 | Type of Criminal Activity/Gang Information | 38 | Sex of Offender |
| 13 | Type of Weapon/Force Involved | 39 | Race of Offender |
| 14 | Type Property Loss/Etc. | 39A | Ethnicity of Offender |
| 15 | Property Description | 40 | Arrestee Sequence Number |
| 16 | Value of Property | 41 | Arrest Transaction Number |
| 17 | Date Recovered | 42 | Arrest Date |
| 18 | Number of Stolen Motor Vehicles | 43 | Type of Arrest |
| 19 | Number of Recovered Motor Vehicles | 44 | Multiple Arrestee Segments Indicator |
| 20 | Suspected Drug Type | 45 | UCR Arrest Offense Code |
| 21 | Estimated Drug Quantity | 46 | Arrestee Was Armed With |
| 22 | Type Drug Measurement | 47 | Age of Arrestee |
| 23 | Victim (Sequence) Number | 48 | Sex of Arrestee |
| 24 | Victim Connected to UCR Offense Code | 49 | Race of Arrestee |
| 25 | Type of Victim | 50 | Ethnicity of Arrestee |
| 25A | Type of Officer Activity/Circumstance | 51 | Resident Status (of Arrestee) |
| 25B | Officer Assignment Type | 52 | Disposition of Arrestee Under 18 |

Arizona's NIBRS Program

Currently, the following Arizona law enforcement agencies participate in the NIBRS program:

Apache Junction Police Department
Casa Grande Police Department
Coolidge Police Department
Eagar Police Department
Gilbert Police Department
Huachuca City Police Department
San Luis Police Department
Somerton Police Department
Wellton Police Department
Yuma County Sheriff's Office
Yuma Police Department

Until the Arizona UCR Program can collect a preponderance of data via the NIBRS, it will continue to convert the NIBRS statistics it receives to the traditional SRS format for the annual Crime in Arizona publication.

Effective January 1, 2021, the historic SRS data collection will be phased out to make the UCR a NIBRS-only data collection.

This page has been intentionally left blank.

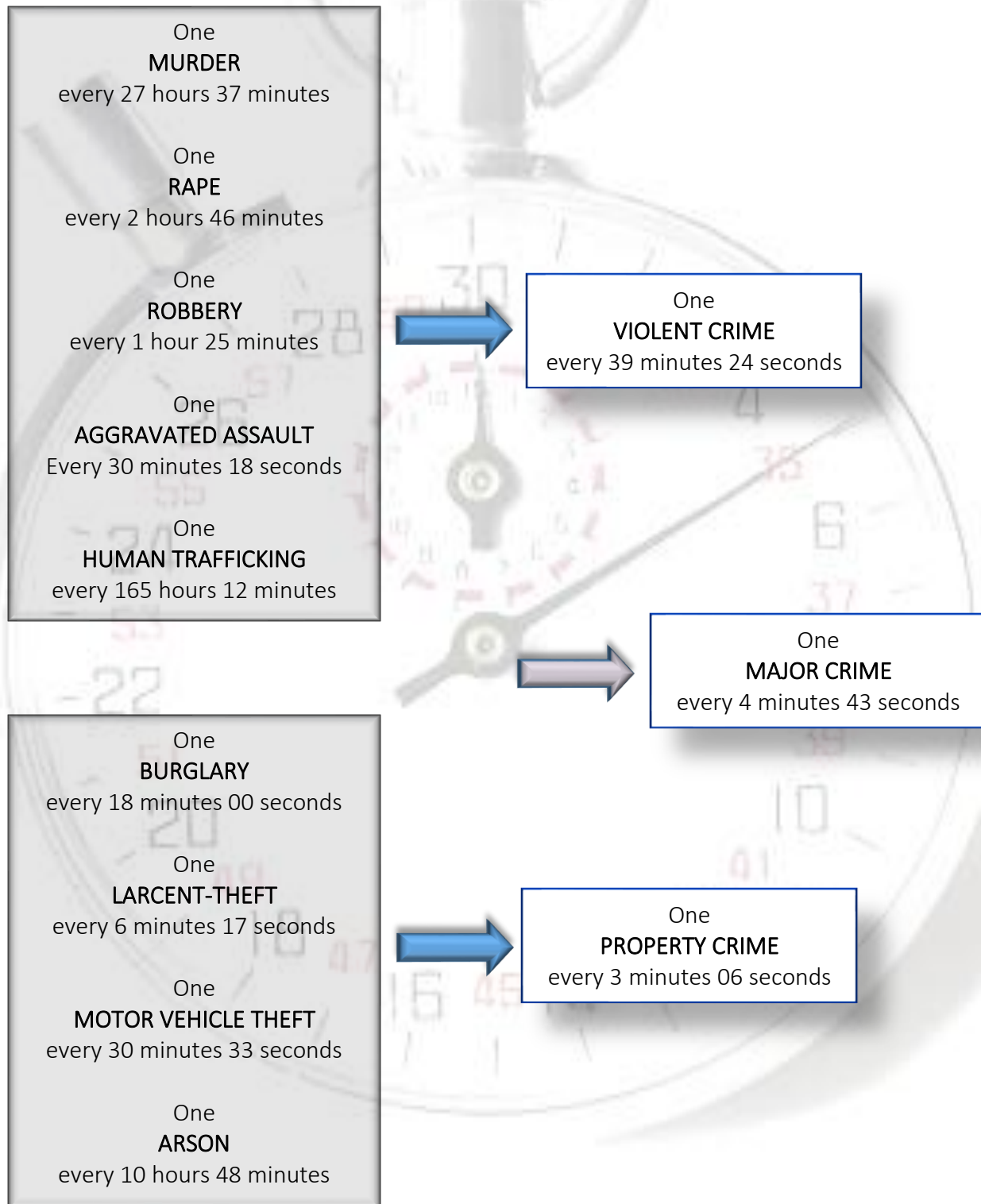


Summary of State Crime Data

This page has been intentionally left blank.

Arizona's Crime Clock

The Arizona Crime Clock should be viewed with care. Being the most aggregated representation of UCR data, it is designed to convey the annual reported crime experience by showing the relative frequency of occurrence of the offenses. This model of the display should not be taken to imply regularity in the commission of offenses; rather, it represents the annual ration of crime to affixed time intervals.



Arizona's Crime Cycle

The following represents the approximate number of Crime Index Offenses that were reported to Arizona law enforcement agencies every 24 hours during 2019.

| | |
|-----|----------------------|
| 1 | Murder |
| 11 | Rapes |
| 21 | Robberies |
| 60 | Aggravated Assaults |
| 91 | Burglaries |
| 426 | Larceny-Thefts |
| 57 | Motor Vehicle Thefts |
| 3 | Arsons |
| 0 | Human Trafficking |

State Crime Summary

Crime Index

- There were 193,353 Crime Index Offenses reported in 2019.
- December recorded the highest incidence of offenses with 18,735 while February recorded the lowest incidence of offenses with 14,157.
- The value of property stolen was \$176,476,368.
- The value of property recovered was \$47,460,548 for a recovery rate of 26.9 percent.
- Stolen motor vehicles accounted for 41.34 percent of the total stolen property and 52.03 percent of the total recovered property.
- The crime rate for 2019 for Arizona was 2,723.1 crimes per 100,000 population based on an estimated population of 7,189,020.

Arrests/Clearances

- During 2019, a total of 44,223 persons were arrested for index offenses.
- Adult index arrests were 39,872 and juvenile arrests were 4,351.
- Males accounted for 69.6 percent of the index arrests and females accounted for 30.4 percent.
- There were 38,175 clearances, or 19.73 percent, of index offenses reported in 2019. Juveniles represented 7.24 percent of this total.

Violent Crime Summary

Offenses

- There were 27,118 violent crimes reported in 2019.
- Violent crimes accounted for 14.02 percent of the total Crime Index.
- The highest number of violent crimes was reported in December with 2,413 offenses while the lowest number was reported in February with 1,970 offenses.
- Aggravated assault accounted for the largest incidence of violent crimes with 17,433 offenses while Human Trafficking accounted for the smallest with 53 offenses.
- The value of property stolen was \$176,420,826.
- The crime rate was 381.9 offenses per 100,000 population.

Arrests/Clearances

- There were 11,033 arrests for violent crimes in 2019.
- Adult arrests were 9,898 and juvenile arrests were 1,135.
- Males accounted for 82.0 percent and females accounted for 18.0 percent.
- There were 10,351 clearances, or 38.17 percent, of violent crimes reported in 2019. Juveniles represented 8.2 percent of this total.

Property Crime Summary

Offenses

- There were 166,235 property crimes reported in 2019.
- Property crimes accounted for 85.97 percent of the total crime index.
- The highest number of property crimes was reported in December with 16,320 offenses while the lowest number was reported in February with 12,187 offenses.
- Larceny-Theft accounted for the largest incidence of property crimes with 122,597 offenses while arson accounted for the smallest with 807 offenses.
- The value of property stolen was \$176,420,826.
- The crime rate was 2,341.2 offenses per 100,000 population.

Arrests/Clearances

- There were 33,190 arrests for property crimes in 2019.
- Adult arrests were 29,974 and juvenile arrests were 3,216.
- Males accounted for 65.5 percent and females accounted for 34.5 percent.
- There were 27,824 clearances, or 16.73 percent, of property crimes reported in 2019. Juveniles represented 6.9 percent of this total.

Total Arrest Summary

- There were 237,392 persons arrested in 2019.
- Adult arrests were 215,778 and juvenile arrests were 21,614.
- Males accounted for 72.1 percent and females accounted for 27.9 percent.
- Part I offenses accounted for 44,223 arrests.
- Part II offenses accounted for 193,169 arrests.

State Crime Index

| Indexed Offenses | Totals | Percent Distribution | Number of Offenses Cleared | Percent of Offenses Cleared |
|--|----------------|----------------------|----------------------------|-----------------------------|
| Murder/Non-negligent Manslaughter | 320 | 0.17% | 203 | 63.44% |
| Rape | 3,162 | 1.64% | 552 | 17.46% |
| Rape by Force | 2,986 | 1.54% | 484 | 16.21% |
| Attempts to Commit | 176 | 0.09% | 38 | 21.59% |
| Robbery | 6,150 | 3.18% | 1,679 | 27.30% |
| Firearm | 2,258 | 1.17% | 595 | 26.35% |
| Knife/Cutting Instrument | 780 | 0.40% | 229 | 29.36% |
| Other Dangerous Weapon | 696 | 0.36% | 199 | 28.59% |
| Strong-Arm (Hands, Fists, Feet) | 2,416 | 1.25% | 656 | 27.15% |
| Assault | 17,433 | 9.02% | 7,907 | 45.36% |
| Firearm | 5,198 | 2.69% | 1,651 | 31.76% |
| Knife/Cutting Instrument | 2,924 | 1.51% | 1,437 | 49.15% |
| Other Dangerous Weapon | 4,333 | 2.24% | 2,165 | 49.97% |
| Hand, Feet, etc. (Aggravated) | 4,978 | 2.57% | 2,654 | 53.31% |
| Burglary | 26,309 | 13.61% | 2,824 | 10.73% |
| Forcible Entry | 13,816 | 7.15% | 1,190 | 8.61% |
| Unlawful Entry | 10,735 | 5.55% | 1,445 | 13.46% |
| Attempted Forcible Entry | 1,758 | 0.91% | 189 | 10.75% |
| Larceny-Theft | 122,597 | 63.41% | 22,841 | 18.63% |
| Motor Vehicle Theft | 16,522 | 8.54% | 1,964 | 11.89% |
| Automobiles | 11,666 | 6.03% | 1,527 | 13.09% |
| Trucks and Buses | 3,169 | 1.64% | 269 | 8.49% |
| Other Vehicles | 1,687 | 0.87% | 168 | 9.96% |
| Arson | 807 | 0.42% | 195 | 24.16% |
| Structural | 299 | 0.15% | 91 | 30.43% |
| Mobile | 108 | 0.06% | 16 | 14.81% |
| All Other | 400 | 0.21% | 88 | 22.00% |
| Human Trafficking | 53 | 0.03% | 10 | 18.87% |
| Commercial Sex Acts | 52 | 0.03% | 9 | 17.31% |
| Involuntary Servitude | 1 | 0.00% | 1 | 100.00% |
| TOTAL CRIME INDEX | 193,353 | 100.00% | 38,175 | 19.74% |
| Violent Crime | 27,118 | 14.03% | 10,351 | 38.17% |
| Property Crime | 166,235 | 85.97% | 27,824 | 16.74% |

¹Total number of murders for which supplemental homicide data were received.

Index Crime Comparison^{1,2}

| Indexed Offenses | | Number of Offenses | Number of Offenses Cleared | Percent of Offenses Cleared |
|-----------------------------------|-----------------------|--------------------|----------------------------|-----------------------------|
| Murder/Non-negligent Manslaughter | 2018 | 314 | 256 | 81.53% |
| | 2019 | 320 | 203 | 63.44% |
| | Percent Change | 1.91% | -20.70% | -22.19% |
| Rape | 2018 | 3,061 | 537 | 17.54% |
| | 2019 | 3,162 | 552 | 17.46% |
| | Percent Change | 3.30% | 2.79% | -0.49% |
| Robbery | 2018 | 6,240 | 1,627 | 26.07% |
| | 2019 | 6,150 | 1,679 | 27.30% |
| | Percent Change | -1.44% | 3.20% | 4.71% |
| Assault | 2018 | 17,367 | 7,889 | 45.43% |
| | 2019 | 17,433 | 7,907 | 45.36% |
| | Percent Change | 0.38% | 0.23% | -0.15% |
| Burglary | 2018 | 28,577 | 2,883 | 10.09% |
| | 2019 | 26,309 | 2,824 | 10.73% |
| | Percent Change | -7.94% | -2.05% | 6.40% |
| Larceny-Theft | 2018 | 131,445 | 23,819 | 18.12% |
| | 2019 | 122,597 | 22,841 | 18.63% |
| | Percent Change | -6.73% | -4.11% | 2.81% |
| Motor Vehicle Theft | 2018 | 17,414 | 1,865 | 10.71% |
| | 2019 | 16,522 | 1,964 | 11.89% |
| | Percent Change | -5.12% | 5.31% | 10.99% |
| Arson | 2018 | 892 | 195 | 21.86% |
| | 2019 | 807 | 195 | 24.16% |
| | Percent Change | -9.53% | 0.00% | 10.53% |
| Human Trafficking | 2018 | 58 | 16 | 27.59% |
| | 2019 | 53 | 10 | 18.87% |
| | Percent Change | -8.62% | -37.50% | -31.60% |
| TOTAL INDEX CRIMES | 2018 | 205,368 | 39,087 | 19.03% |
| | 2019 | 193,353 | 38,175 | 19.74% |
| | Percent Change | -5.85% | -2.33% | 3.74% |

¹For the purposes of this comparison chart only, the statistics from the following agencies have been excluded as they were unable to provide complete data for 2018 and/or 2019: Apache County Sheriff's Office, Arizona Dept of Public Safety, Benson PD, Bisbee PD, Clifton PD, Cottonwood PD, Eloy PD, Greenlee County Sheriff's Office, Mammoth PD, Maricopa County Sheriff's Office, Patagonia Marshal's Office, Pima College PD, Pima County Sheriff's Office, Quartzsite PD, Sedona PD, South Tucson PD, Superior PD, Tombstone PD, and Yavapai College PD.

²Figures for 2018 may have been updated and therefore may vary from previously published reports.

Value of Property Loss by Offense

| Indexed Offenses | Number of Offenses | Distribution | (\$) Value of Property Stolen | Distribution | Average (\$) Value |
|-----------------------------------|--------------------|----------------|--------------------------------|----------------|---------------------|
| Murder/Non-negligent Manslaughter | 320 | 0.18% | \$4 | 0.00% | \$0.01 |
| Rape | 3,162 | 1.81% | \$4,836 | 0.00% | \$1.53 |
| Robbery | 6,150 | 3.51% | \$2,764,064 | 1.57% | \$449.44 |
| Burglary | 26,309 | 15.03% | \$35,852,902 | 20.32% | \$1,362.76 |
| Larceny-Theft | 122,597 | 70.03% | \$64,872,145 | 36.77% | \$529.15 |
| Motor Vehicle Theft | 16,522 | 9.44% | \$72,926,875 | 41.34% | \$4,413.93 |
| TOTAL | 175,060 | 100.00% | \$176,420,826 | 100.00% | \$1,007.78 |

¹Motor vehicles that were stolen in conjunction with a more “serious” index offense such as Robbery or Burglary are not included in this count. This count represents only those instances in which motor vehicle theft was the only or most “serious” offense committed. The total value shown here reflects the value of all property stolen during the commission of the offense (i.e., not just the value of each vehicle).

Type and Value of Property Stolen and Recovered

| Offense | Apache | Cochise | Coconino | Gila | Graham | Greenlee | La Paz | Maricopa | Mohave | Navajo | Pima | Pinal | Santa Cruz | Yavapai | Yuma |
|---------------------------|------------------|------------------|--------------------|------------------|------------------|----------------|------------------|---------------------|---------------------|--------------------|---------------------|--------------------|------------------|--------------------|--------------------|
| Property Stolen | | | | | | | | | | | | | | | |
| Currency/Notes/Etc. | \$28,679 | \$43,370 | \$1,298,497 | \$95,500 | \$19,259 | \$1,000 | \$10,890 | \$5,849,881 | \$742,841 | \$186,392 | \$1,600,513 | \$651,040 | \$51,875 | \$1,086,686 | \$2,248,975 |
| Jewelry/Precious Metals | \$8,850 | \$98,252 | \$176,668 | \$148,550 | \$5,185 | -- | \$23,590 | \$9,672,702 | \$926,579 | \$118,731 | \$3,500,134 | \$442,700 | \$30,332 | \$415,687 | \$305,849 |
| Clothing and Furs | \$1,235 | \$5,778 | \$85,250 | \$4,465 | \$3,741 | -- | \$608 | \$3,256,089 | \$137,245 | \$10,860 | \$559,140 | \$165,209 | \$7,675 | \$51,410 | \$96,499 |
| Locally Stolen Vehicles | \$150,871 | \$328,440 | \$1,233,970 | \$343,586 | \$234,900 | -- | \$87,752 | \$42,128,371 | \$4,389,383 | \$566,049 | \$20,010,847 | \$2,665,577 | \$605,785 | \$548,707 | \$4,640,936 |
| Office Equipment | \$8,065 | \$554 | \$57,179 | \$805 | -- | -- | \$2,649 | \$2,780,194 | \$90,625 | \$3,812 | \$784,537 | \$77,628 | \$1,300 | \$44,544 | \$90,019 |
| Stereos/TV's/Cameras | \$3,920 | \$10,513 | \$91,184 | \$4,578 | \$6,512 | -- | \$994 | \$2,048,083 | \$202,896 | \$64,969 | \$447,892 | \$127,936 | \$20,464 | \$17,925 | \$113,552 |
| Firearms | \$3,630 | \$28,916 | \$42,694 | \$14,457 | \$22,315 | -- | \$5,821 | \$1,140,952 | \$103,411 | \$23,338 | \$397,771 | \$131,096 | \$141 | \$48,023 | \$110,255 |
| Household Goods | \$1,970 | \$24,510 | \$135,784 | \$4,298 | \$3,006 | -- | \$5,845 | \$1,863,759 | \$198,899 | \$20,839 | \$1,806,999 | \$115,089 | \$20,405 | \$49,818 | \$58,995 |
| Consumable Goods | \$919 | \$6,707 | \$31,690 | \$4,548 | \$6,682 | -- | \$299 | \$806,540 | \$57,204 | \$9,435 | \$229,978 | \$45,159 | \$1,860 | \$16,822 | \$13,966 |
| Livestock | -- | -- | \$154 | -- | -- | -- | -- | \$7,664 | \$500 | \$650 | \$4,830 | \$6,498 | -- | \$1 | \$26,430 |
| Miscellaneous | \$81,220 | \$239,941 | \$1,079,330 | \$151,896 | \$62,525 | -- | \$162,691 | \$29,127,909 | \$4,908,948 | \$412,576 | \$8,849,589 | \$1,495,674 | \$138,916 | \$793,470 | \$2,041,655 |
| TOTAL | \$289,359 | \$786,981 | \$4,232,400 | \$772,683 | \$364,125 | \$1,000 | \$301,139 | \$98,682,144 | \$11,758,531 | \$1,417,651 | \$38,192,230 | \$5,923,606 | \$878,753 | \$3,073,093 | \$9,747,131 |
| Property Recovered | | | | | | | | | | | | | | | |
| Currency/Notes/Etc. | \$37 | \$862 | \$4,795 | \$5,830 | \$500 | -- | -- | \$75,386 | \$27,105 | \$3,658 | \$8,315 | \$7,394 | \$15 | \$1,633 | \$3,472 |
| Jewelry/Precious Metals | -- | \$7,041 | \$337 | -- | \$505 | -- | -- | \$453,888 | \$25,952 | \$10,901 | \$193,288 | \$14,523 | \$202 | \$22,937 | \$2,966 |
| Clothing and Furs | \$485 | \$1,683 | \$3,888 | \$666 | \$2,652 | -- | -- | \$300,047 | \$7,358 | \$2,030 | \$38,002 | \$6,870 | \$2,624 | \$2,870 | \$14,078 |
| Locally Stolen Vehicles | -- | \$76,835 | \$599,241 | \$169,093 | \$99,000 | -- | \$500 | \$26,283,266 | \$2,940,635 | \$250,222 | \$7,229,266 | \$1,776,310 | \$100,500 | \$300,401 | \$722,881 |
| Office Equipment | \$575 | \$389 | \$2,427 | \$205 | -- | -- | -- | \$190,862 | \$12,202 | \$1,562 | \$22,698 | \$5,174 | -- | \$2,300 | \$1,661 |
| Stereos/TV's/Cameras | \$5 | \$1,815 | \$5,819 | \$498 | \$874 | -- | -- | \$124,169 | \$16,008 | \$9,332 | \$8,810 | \$13,436 | \$4,795 | \$720 | \$7,991 |
| Firearms | \$946 | \$233 | \$1,334 | \$450 | \$10,147 | -- | \$1 | \$154,003 | \$18,064 | \$2,960 | \$48,521 | \$6,581 | \$141 | \$7,753 | \$1,000 |
| Household Goods | -- | \$1,418 | \$877 | \$5 | \$537 | -- | \$1 | \$68,732 | \$13,843 | \$3,679 | \$7,251 | \$3,040 | \$4,402 | \$970 | \$2,314 |
| Consumable Goods | \$84 | \$3,254 | \$3,568 | \$1,020 | \$3,685 | -- | -- | \$119,223 | \$11,616 | \$1,900 | \$23,360 | \$7,999 | \$1,057 | \$5,684 | \$3,010 |
| Livestock | -- | -- | -- | -- | -- | -- | -- | \$3,600 | -- | -- | -- | -- | -- | \$1 | -- |
| Miscellaneous | \$8,463 | \$35,746 | \$134,045 | \$12,677 | \$11,694 | -- | \$3,859 | \$2,807,490 | \$538,068 | \$146,170 | \$686,937 | \$167,183 | \$9,825 | \$66,586 | \$46,269 |
| TOTAL | \$10,595 | \$129,276 | \$756,331 | \$190,444 | \$129,594 | \$0 | \$4,361 | \$30,580,666 | \$3,610,851 | \$432,414 | \$8,266,448 | \$2,008,510 | \$123,561 | \$411,855 | \$805,642 |

This page has been intentionally left blank.



Part I
Index Crimes

POLICE LINE DO NOT CROSS

This page has been intentionally left blank.

Murder and Non-Negligent Manslaughter

Definition

Murder is defined as the willful (non-negligent) killing of one human being by another. The classification of this offense is based solely on police investigation as opposed to the determination of a court, medical examiner, coroner, jury, or other judicial body. The UCR Program does not include the following situations in this offense classification: deaths caused by negligence, suicide, or accident; justifiable homicides; and attempts to murder or assaults to murder, which are scored as aggravated assaults.

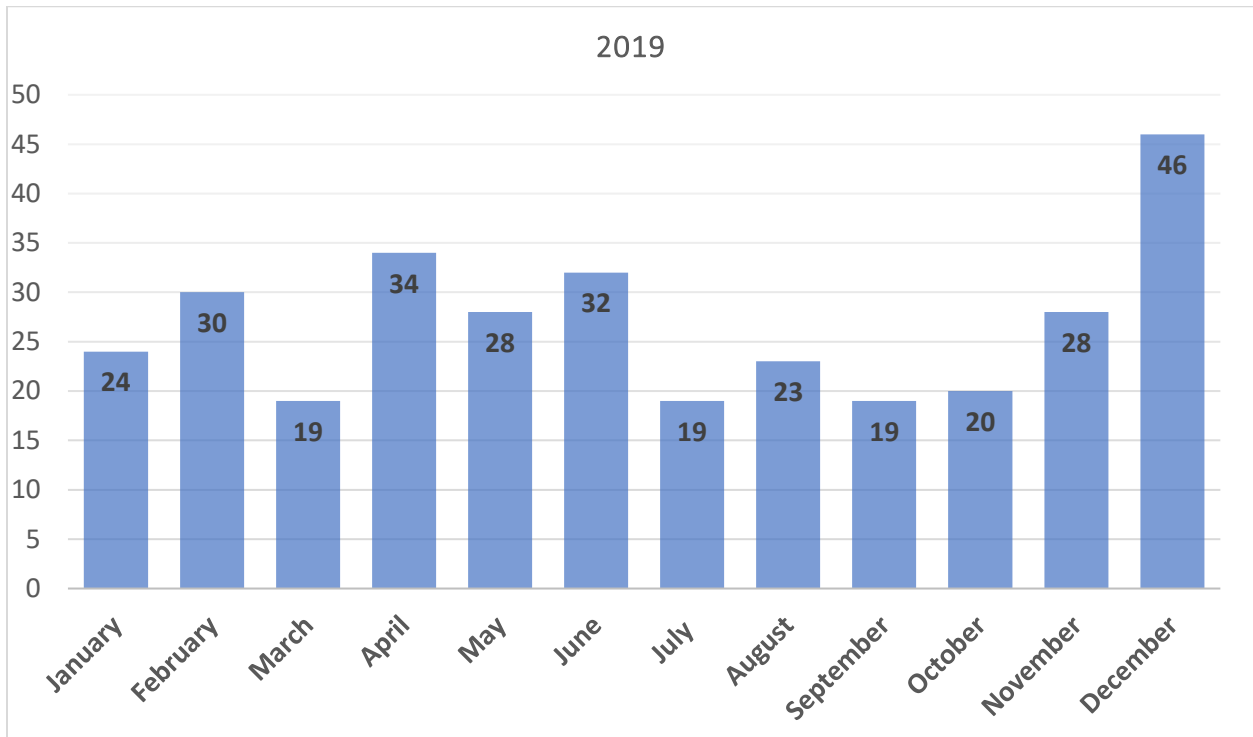
2019 Summary

- There were 322 murders reported during 2019.
- Murder accounted for 0.17 percent of the total index offenses and 1.19 percent of the total violent crimes.
- December recorded the highest number with 46, while March, July, and September recorded the lowest with 19.
- Thursday reported the highest incidence of murders with 53, while Tuesday was the lowest with 31.
- The time period of 06:01 PM to 02:00 AM recorded the highest number of murders with 146, while 02:01 AM to 10:00 AM was the lowest at 75.
- Firearms (including handguns, rifles, shotguns, etc.) were used in 53.11 percent of the murders.
- In murders where the relationship between the victim and offender was known, 13.66 percent were acquaintances.
- The total value of property stolen amounted to \$4.

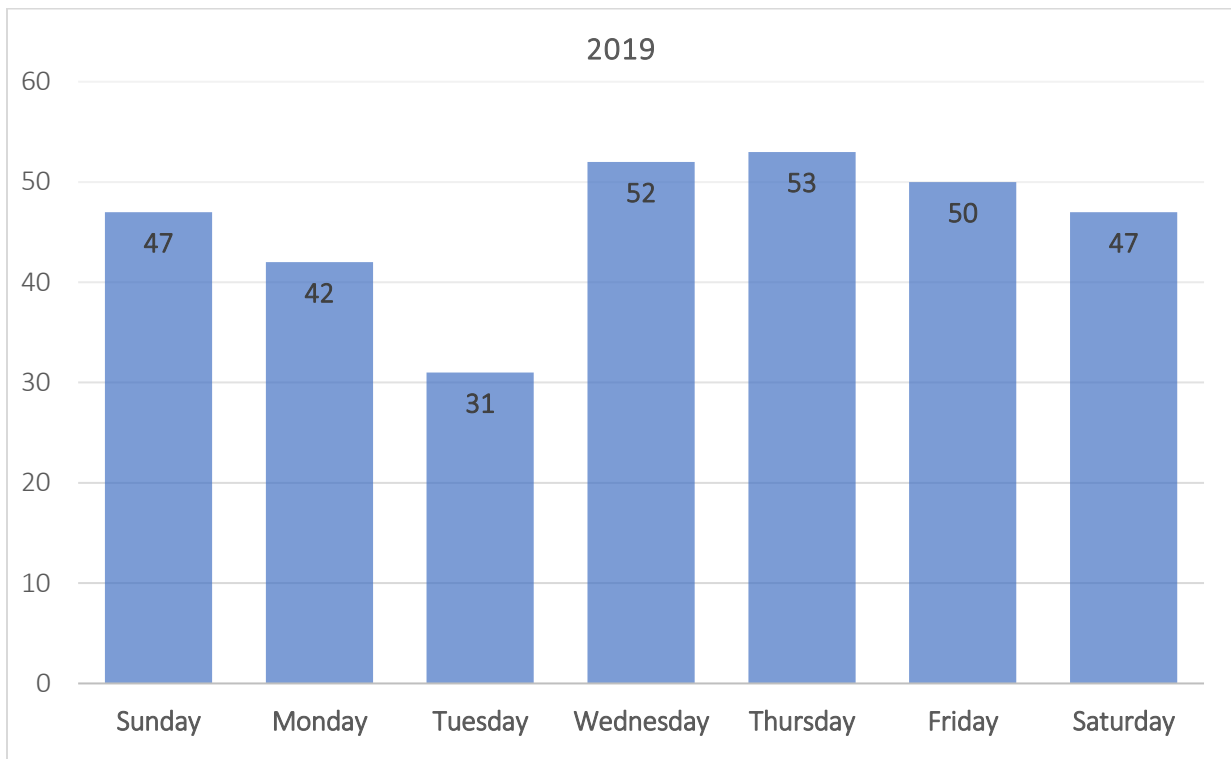
Arrests/Clearances

- A total of 317 persons were arrested in 2019.
- Adults accounted for 292 arrests and juveniles accounted for 25 arrests.
- Males accounted for 272 arrests or 85.80 percent, and females accounted for 45 arrests or 14.20 percent.
- Of those persons arrested, 70.7 percent were White, 24.3 percent were Black, 5.0 percent were American Indian/Alaskan Native, 0.0 percent were Asian, and 0.0 percent were Pacific Islander.
- Hispanics accounted for 36.6 percent of the arrests.
- There were 203 clearances for murder reported in 2019. Juveniles represented 4. percent of this total.

Murders by Month

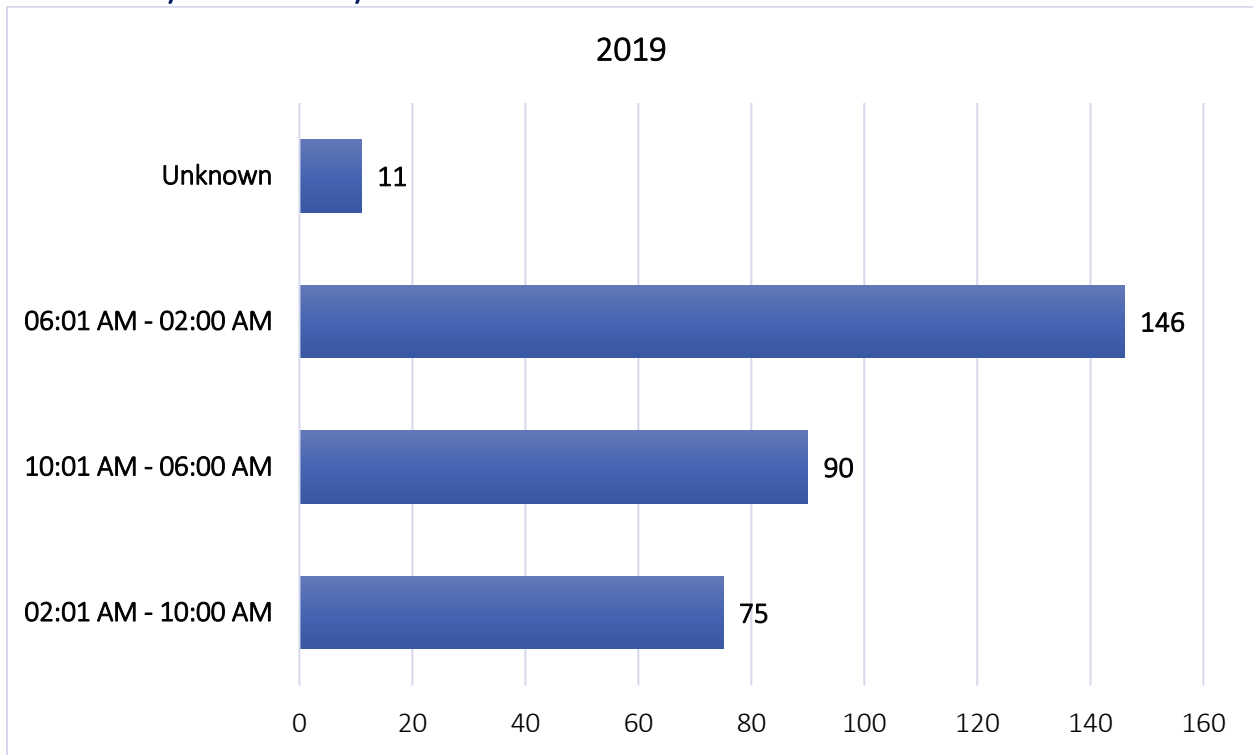


Murders by Day of the Week



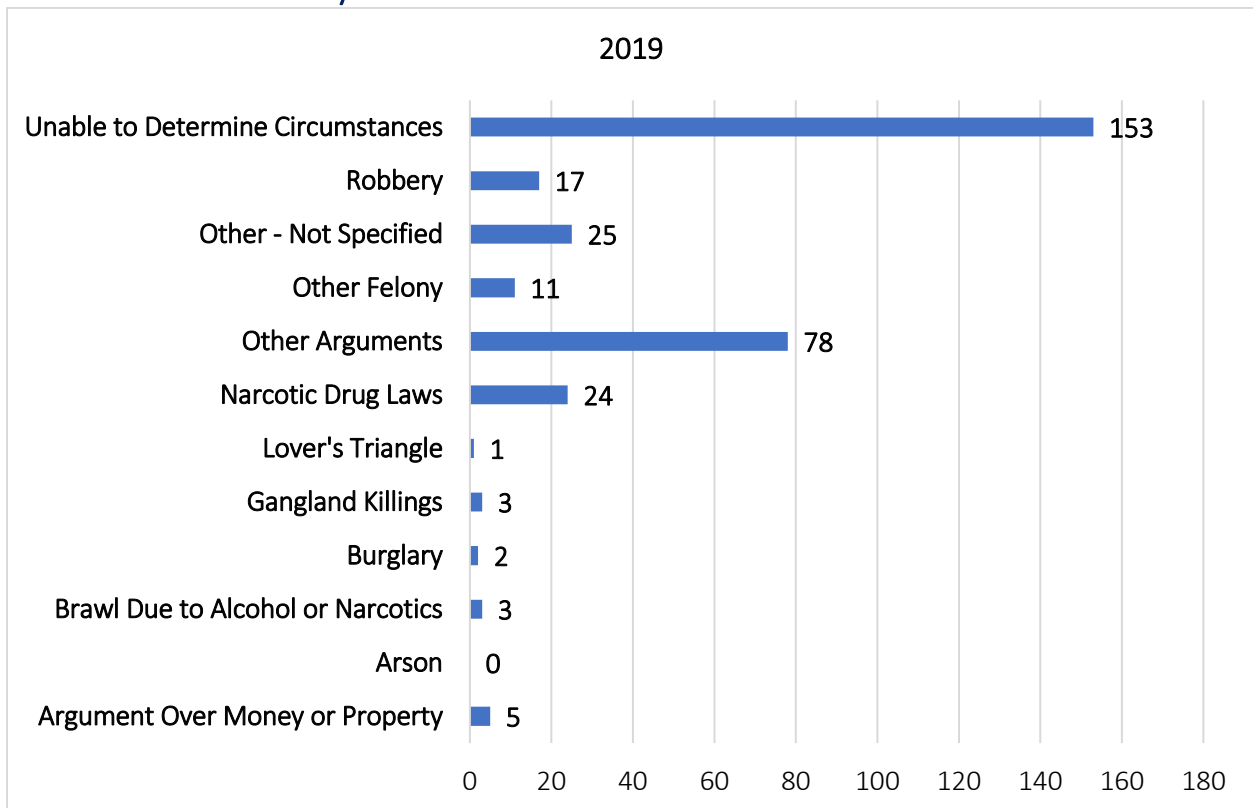
¹Total number of murders in this chart reflects the number of homicides for which supplemental homicide data were received in 2019.

Murders by Time of Day



¹Total number of murders in this chart reflects the number of homicides for which supplemental homicide data were received in 2019.

Murder Distribution by Circumstances



¹Total number of murders in this chart reflects the number of homicides for which supplemental homicide data were received in 2019.

Murders by Type of Weapon Used

| Weapon Used | Totals | Percent Distribution |
|---|------------|----------------------|
| Handguns | 171 | 53.11% |
| Rifles | 5 | 1.55% |
| Shotguns | 5 | 1.55% |
| Firearms (type not stated) | 28 | 8.70% |
| Knives or Cutting Instruments | 45 | 13.98% |
| Blunt Objects (clubs, hammers, etc.) | 29 | 9.01% |
| Personal Weapons (hands, fists, feet, etc.) | 7 | 2.17% |
| Poison | - | - |
| Explosives | - | - |
| Firearms (type not stated) | - | - |
| Narcotics | 6 | 1.86% |
| Drowning | - | - |
| Strangulation | 1 | 0.31% |
| Asphyxiation | 2 | 0.62% |
| Other Weapons (or weapons not stated) | 23 | 7.14% |
| TOTAL¹ | 322 | 100.00% |

¹Total number of murders in this chart reflects the number of homicides for which supplemental homicide data were received in 2019.

Murder Distribution by Relationship

| Relationships | Totals | Percent Distribution |
|---|------------|----------------------|
| Acquaintance | 44 | 13.66% |
| Stranger | 43 | 13.35% |
| Unknown (relationship cannot be determined) | 130 | 40.37% |
| Boyfriend or Girlfriend | 18 | 5.59% |
| Friend | 13 | 4.04% |
| Husband | 3 | 0.93% |
| Other Family | 9 | 2.80% |
| Other Known to Victim | 8 | 2.48% |
| Son or Daughter | 14 | 4.35% |
| Wife | 17 | 5.29% |
| Other (i.e., Stepson, Stepfather, Ex-wife) | 23 | 7.14% |
| TOTAL¹ | 322 | 100.00% |

¹Total number of murders in this chart reflects the number of homicides for which supplemental homicide data were received in 2019.

Murder Frequency Distribution by Age, Sex, Race, and Ethnic Origin

| Age | Number of Murders | Percent Distribution | Sex | | | Race | | | | | | Ethnic Origin | | |
|--------------------------|-------------------|----------------------|------------|-----------|-----------|------------|-----------|-----------|----------|------------------|----------|---------------|--------------|------------|
| | | | Male | Female | Unknown | White | Black | Indian | Asian | Pacific Islander | Unknown | Hispanic | Not Hispanic | Unknown |
| Infant | 5 | 1.55% | 4 | 1 | -- | 5 | | -- | -- | -- | -- | 2 | 2 | 1 |
| 1-4 | 7 | 2.17% | 2 | 4 | -- | 5 | | | -- | -- | 1 | 4 | 1 | 1 |
| 5-9 | 4 | 1.24% | 1 | 3 | -- | 1 | 3 | -- | -- | -- | -- | 1 | 1 | 2 |
| 10-14 | 6 | 1.86% | 3 | 3 | -- | 5 | 1 | -- | | -- | -- | 3 | 2 | 1 |
| 15-19 | 33 | 10.25% | 26 | 7 | -- | 25 | 7 | -- | 1 | -- | -- | 20 | 3 | 10 |
| 20-24 | 47 | 14.60% | 37 | 10 | -- | 25 | 16 | 5 | -- | -- | 1 | 16 | 13 | 18 |
| 25-29 | 40 | 12.42% | 34 | 6 | -- | 27 | 8 | 2 | 1 | -- | 2 | 20 | 9 | 11 |
| 30-34 | 33 | 10.25% | 28 | 5 | -- | 21 | 11 | 1 | -- | -- | -- | 15 | 10 | 8 |
| 35-39 | 37 | 11.49% | 28 | 9 | -- | 29 | 6 | 2 | -- | -- | -- | 14 | 12 | 11 |
| 40-44 | 19 | 5.90% | 10 | 9 | -- | 14 | 1 | 3 | -- | -- | 1 | 7 | 7 | 5 |
| 45-49 | 18 | 5.59% | 14 | 4 | -- | 13 | 3 | | 2 | -- | -- | 5 | 9 | 4 |
| 50-54 | 9 | 2.80% | 7 | 2 | -- | 7 | 1 | 1 | | -- | -- | 3 | 2 | 4 |
| 55-59 | 18 | 5.59% | 15 | 3 | -- | 16 | 2 | -- | -- | -- | -- | 5 | 5 | 8 |
| 60-64 | 10 | 3.11% | 8 | 2 | -- | 5 | 3 | 1 | -- | -- | 1 | 1 | 3 | 6 |
| 65-69 | 11 | 3.42% | 5 | 6 | -- | 10 | 1 | -- | -- | -- | -- | 1 | 6 | 4 |
| 70-74 | 11 | 3.42% | 6 | 6 | -- | 12 | | -- | -- | -- | -- | 1 | 7 | 4 |
| 75+ | 11 | 3.42% | 7 | 4 | -- | 11 | -- | | | -- | -- | 2 | 7 | 2 |
| Unknown | 3 | 0.93% | 3 | -- | -- | 2 | -- | -- | -- | -- | 1 | | 1 | 2 |
| TOTAL¹ | 322 | 100.00% | 238 | 84 | -- | 233 | 63 | 15 | 4 | -- | 7 | 120 | 100 | 102 |
| Distribution | -- | 100.00% | 73.91% | 26.09% | -- | 72.36% | 19.57% | 4.66% | 1.24% | -- | 2.17% | 37.27% | 31.06% | 31.68% |
| Adult | 285 | 88.51% | 214 | 71 | -- | 205 | 57 | 15 | 3 | -- | 5 | 102 | 91 | 92 |
| Juvenile | 34 | 10.56% | 21 | 13 | -- | 26 | 6 | | 1 | -- | 1 | 18 | 8 | 8 |
| Unknown | 3 | 0.93% | 3 | -- | -- | 2 | -- | -- | -- | -- | 1 | | 1 | 2 |

¹Total number of murders in this chart reflects the number of homicides for which supplemental homicide data were received in 2019.

Rape

Definition

Rape is defined as penetration, no matter how slight, of the vagina or anus with any body part or object, or oral penetration by a sex organ of another person, without the consent of the victim. Assaults or attempts to commit forcible rape are also included; however, statutory rape (without force) and other sex offenses are not counted in this category.

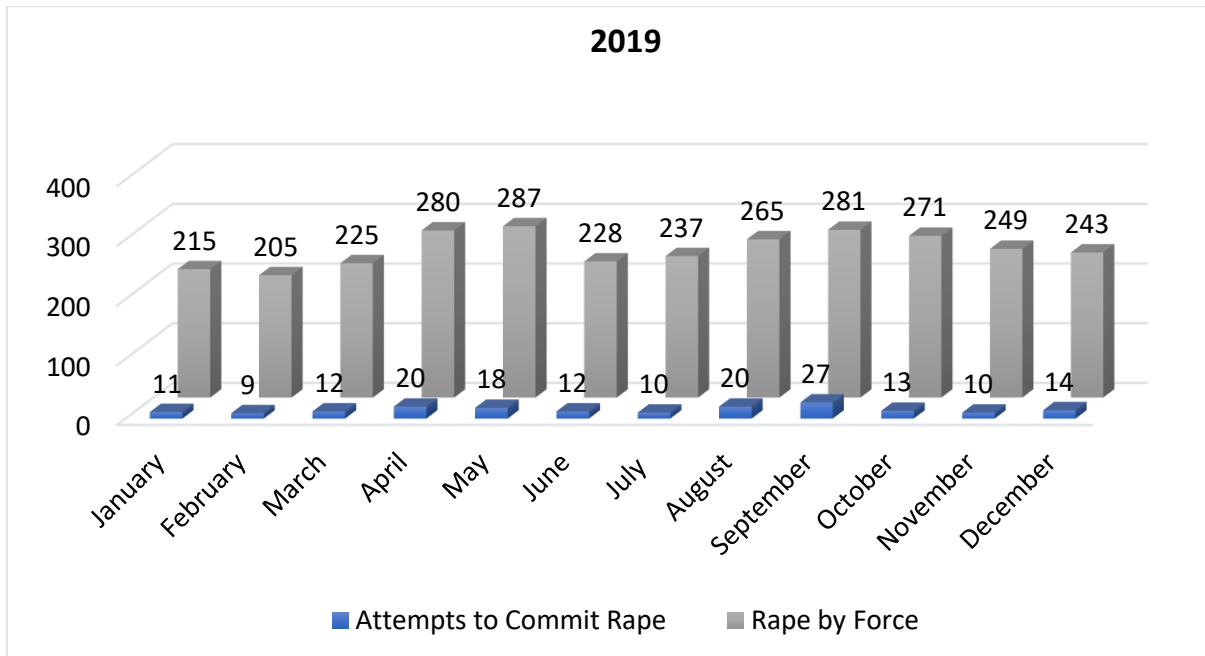
2019 Summary

- There were 3,162 rapes reported during 2019.
- Rape accounted for 1.63 percent of the total index offenses and 11.66 percent of violent crimes.
- September recorded the highest number with 308, while February recorded the lowest with 214.
- Of the total rapes reported, rape accounted for 2,986 offenses, and attempted rape accounted for 176 offenses.
- The total value of property stolen amounted to \$4,836.

Arrests/Clearances

- A total of 315 persons were arrested in 2019.
- Adults accounted for 257 arrests and juveniles accounted for 58 arrests.
- Of those persons arrested, 76.5 percent were White, 17.8 percent were Black, 5.1 percent were American Indian/Alaskan Native, 0.6 percent were Asian, and 0.0 percent were Pacific Islander.
- Hispanics accounted for 33.3 percent of the arrests.
- There were 522 clearances for rape reported in 2019. Juveniles represented 17.4 percent of this total.

Total Number of Rapes by Month



Robbery

Definition

Robbery is defined as the taking or attempting to take anything of value from the care, custody, or control of a person by force or threat of force and/or by putting the victim in fear. Robbery involves theft or larceny but is aggravated by the element of force or threat of force.

2019 Summary

- There were 6,150 robberies reported during 2019.
- Robbery accounted for 3.18 percent of the total index offenses and 22.67 percent of the violent crimes.
- January recorded the highest number with 580, while March recorded the lowest with 434.
- Robberies occurring on highways (streets, alleys, and sidewalks) recorded the highest number, with 1,876 or 30.50 percent of all robberies.
- Bank robberies had the lowest number, with 108, or 1.8 percent of all robberies.
- The total value of property stolen amounted to \$2,764,064.
- Robberies occurring on miscellaneous had the highest total dollar loss of \$677,422.
- Bank robberies had the highest dollar loss per robbery of \$1,485.
- Strong-Arm (Hand, Feet, Etc.) represented the most common weapon used in 2,416 robberies or 39.28 percent.

Arrests/Clearances

- A total of 2,042 persons were arrested in 2019.
- Adults accounted for 1,716 arrests and juveniles accounted for 326 arrests.
- Males accounted for 1,488 arrests or 86.7 percent, and females accounted for 228 arrests or 13.3 percent.
- Of those persons arrested, 65.8 percent were White, 28.3 percent were Black, 5.5 percent were American Indian/Alaskan Native, 0.3 percent were Asian, and 0.1 percent were Pacific Islander.
- Hispanics accounted for 40.7 percent of the arrests.
- There were 1,679 clearances for robbery reported in 2019. Juveniles represented 7.4 percent of this total.

Robberies by Location and Value

| Location | Number of Offenses | Distribution | Total Dollar Value Stolen | Average Dollar Value Stolen |
|------------------------|--------------------|----------------|---------------------------|-----------------------------|
| Highway | 1,876 | 30.50% | \$620,900 | \$331 |
| Commercial House | 1,300 | 21.14% | \$611,167 | \$470 |
| Gas or Service Station | 119 | 1.93% | \$34,266 | \$288 |
| Convenience Store | 887 | 14.42% | \$124,872 | \$141 |
| Residence | 765 | 12.44% | \$535,005 | \$699 |
| Bank | 108 | 1.76% | \$160,432 | \$1,485 |
| Miscellaneous | 1,095 | 17.80% | \$677,422 | \$619 |
| TOTAL | 6,150 | 100.00% | \$2,764,064 | \$449 |

Robberies by Month and Weapon Used

| Weapon | Jan | Feb | Mar | Apr | May | Jun | Jul | Aug | Sep | Oct | Nov | Dec | Total |
|--------------------------|------------|------------|------------|------------|------------|------------|------------|------------|------------|------------|------------|------------|--------------|
| Firearm | 249 | 190 | 142 | 152 | 200 | 198 | 191 | 169 | 179 | 174 | 204 | 210 | 2,258 |
| Knife/Cutting Instrument | 69 | 54 | 61 | 71 | 80 | 51 | 71 | 97 | 41 | 68 | 55 | 62 | 780 |
| Other Dangerous Weapon | 53 | 45 | 60 | 46 | 67 | 81 | 58 | 65 | 66 | 54 | 49 | 52 | 696 |
| Strong Arm | 209 | 176 | 171 | 209 | 199 | 214 | 195 | 229 | 207 | 211 | 204 | 192 | 2,416 |
| TOTAL | 580 | 465 | 434 | 478 | 546 | 544 | 515 | 560 | 493 | 507 | 512 | 516 | 6,150 |

Aggravated Assault

Definition

Aggravated assault is defined as the unlawful attack by one person upon another for the purpose of inflicting severe or aggravated bodily injury. This type of assault usually is accompanied by the use of a weapon or by other means likely to produce death or great bodily harm. Assaults that do not involve the use of a firearm, knife or cutting instrument, or other dangerous weapon and in which the victim did not sustain serious or aggravated injuries are reported as Other Assaults – Simple, not aggravated.

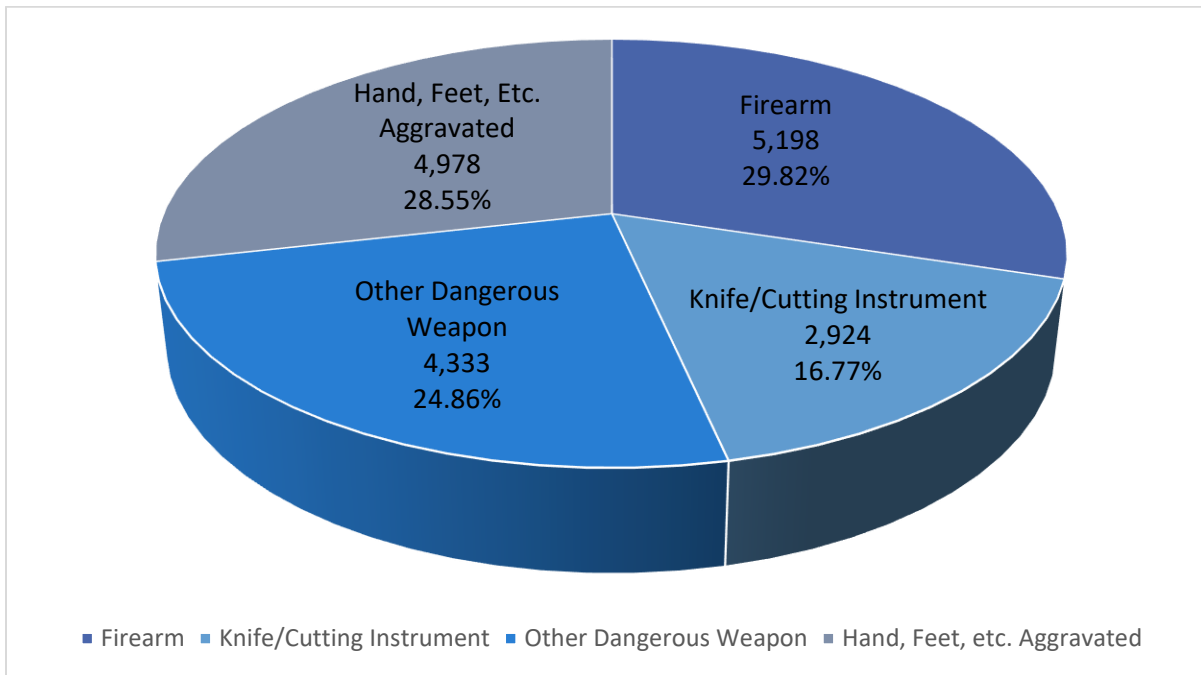
2019 Summary

- There were 17,433 aggravated assaults reported in 2019.
- Aggravated assault accounted for 9.0 percent of the total index offenses and 64.3 percent of the violent crimes.
- December recorded the highest number with 1,594, while February recorded the lowest with 1,258.
- Firearms represented the most common weapon used in 5,198 aggravated assaults or 29.8 percent.
- Physical weapons (hands, fists, feet) were used in 28.6 percent, and firearms were used in 29.8 percent of reported aggravated assaults.
- There were 67,210 simple assaults reported in 2019. Simple assault is primarily differentiated from aggravated assault by the seriousness of the injury and the weapon used. Simple assault is not a Crime Index offense but is reported here for the purpose of showing the total assault violence.

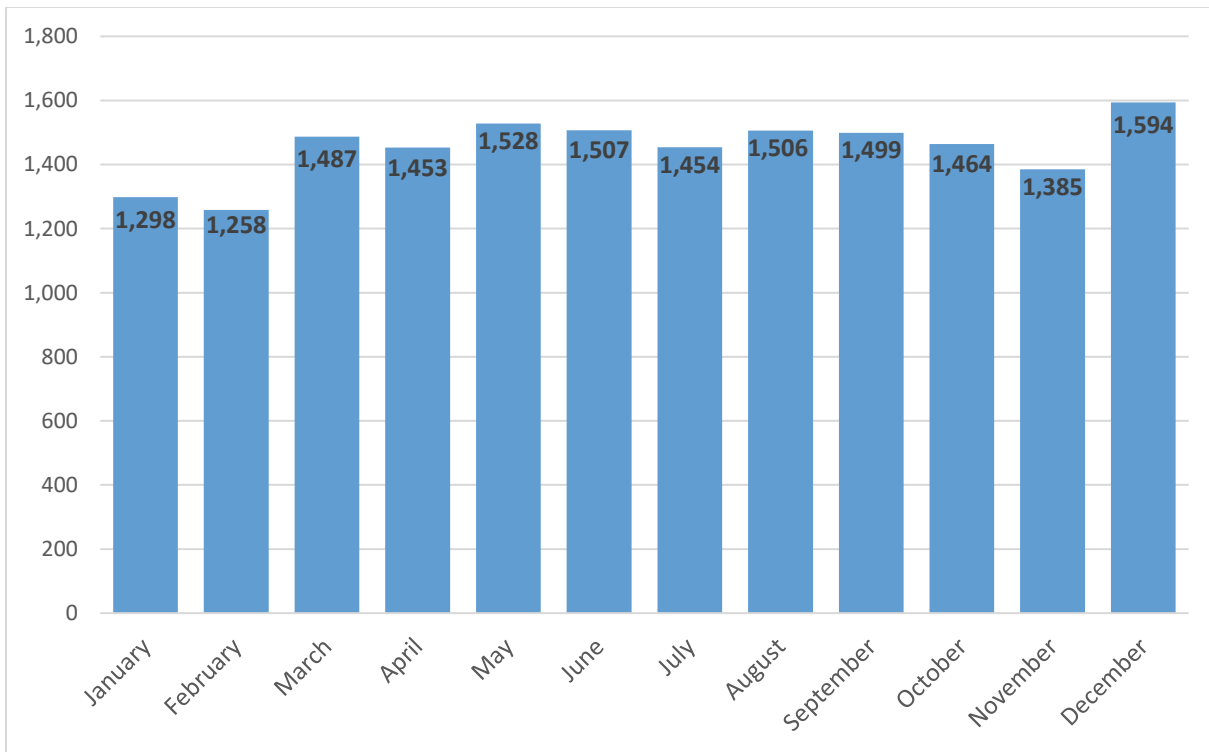
Arrests/Clearances

- A total of 8,359 persons were arrested in 2019.
- Adults accounted for 7,633 arrests and juveniles accounted for 726 arrests.
- Males accounted for 6,689 arrests or 80.0 percent, and females accounted for 1,670 arrests or 20.0 percent.
- Of those persons arrested, 69.4 percent were White, 19.8 percent were Black, 9.8 percent were American Indian/Alaskan Native, 0.9 percent were Asian, and 0.1 percent were Pacific Islander.
- Hispanics accounted for 31.9 percent of the arrests.
- There were 7,907 clearances for aggravated assault reported in 2019. Juveniles represented 8.5 percent of this total.

Assaults by Type of Weapon Used



Number of Assaults by Month



Burglary

Definition

Burglary is defined as the unlawful entry of a structure to commit a felony or theft. To classify an offense as a burglary, the use of force to gain entry need not have occurred. The UCR Program has three sub-classifications for burglary: forcible entry, unlawful entry where no force is used, and attempted forcible entry. The UCR definition of “structure” includes apartment, barn, house trailer, or houseboat when used as a permanent dwelling, office, railroad car (but not automobile), stable, and vessel (i.e., ship).

2019 Summary

- There were 26,309 burglaries reported during 2019.
- Burglary accounted for 13.6 percent of the total index offenses and 15.8 percent of the property crimes.
- December recorded the highest number with 2,560, while February recorded the lowest with 1,909.
- Forcible entry was used in 13,816, or 52.5 percent of the total burglaries.
- Residential burglaries accounted for 17,250 or 65.57 percent of the total burglaries.
- In burglaries where the time of occurrence was known, 18,084, or 40.70 percent occurred between the hours of 06:00 AM and 06:00 PM.
- The total value of property stolen amounted to \$35,852,902.
- Residential burglaries accounted for the highest property loss of \$23,951,510.

Arrests/Clearances

- A total of 4,085 persons were arrested in 2019.
- Adults accounted for 3,518 arrests and juveniles accounted for 567 arrests.
- Males accounted for 3,427 arrests or 83.9 percent, and females accounted for 658 arrests or 16.1 percent.
- Of those persons arrested, 81.9 percent were White, 13.3 percent were black, 4.2 percent were American Indian/Alaskan Native, 0.6 percent were Asian, and 0.0 percent were Pacific Islander.
- Hispanics accounted for 37.1 percent of the arrests.
- There were 2,824 clearances for a burglary reported in 2019. Juveniles represented 8.6 percent of this total.

Burglaries by Location and Value

| Location | Number of Offenses | Distribution | Value Stolen | Average Value Stolen |
|----------------------|--------------------|----------------|---------------------|----------------------|
| Residence | | | | |
| Night (6 PM-6 AM) | 4,077 | 15.50% | \$6,147,316 | \$1,508 |
| Day (6 AM-6 PM) | 7,659 | 29.11% | \$12,151,815 | \$1,587 |
| Unknown | 5,514 | 20.96% | \$5,652,379 | \$1,025 |
| SUBTOTAL | 17,250 | 65.57% | \$23,951,510 | \$1,388 |
| Non-Residence | | | | |
| Night (6 PM-6 AM) | 3,298 | 12.54% | \$4,017,909 | \$1,218 |
| Day (6 AM-6 PM) | 3,050 | 11.59% | \$3,805,944 | \$1,248 |
| Unknown | 2,711 | 10.30% | \$4,077,539 | \$1,504 |
| SUBTOTAL | 9,059 | 34.43% | \$11,901,392 | \$1,314 |
| TOTAL | 26,309 | 100.00% | \$35,852,902 | \$1,363 |

Burglaries by Month and Means of Entry

| Month | Forcible Entry | Unlawful Entry (No Force) | Attempted Forcible Entry | Total |
|---------------------|----------------|---------------------------|--------------------------|----------------|
| January | 1,224 | 905 | 146 | 2,275 |
| February | 1,049 | 724 | 136 | 1,909 |
| March | 1,221 | 841 | 177 | 2,239 |
| April | 1,167 | 870 | 157 | 2,194 |
| May | 1,179 | 979 | 139 | 2,297 |
| June | 1,175 | 929 | 152 | 2,256 |
| July | 1,124 | 878 | 140 | 2,142 |
| August | 1,156 | 897 | 136 | 2,189 |
| September | 1,028 | 858 | 139 | 2,025 |
| October | 1,132 | 879 | 149 | 2,160 |
| November | 1,064 | 859 | 140 | 2,063 |
| December | 1,297 | 1,116 | 147 | 2,560 |
| TOTAL | 13,816 | 10,735 | 1,758 | 26,309 |
| Distribution | 52.51% | 40.80% | 6.69% | 100.00% |

Larceny-Theft

Definition

Larceny-Theft is defined as the unlawful taking, carrying, leading, or riding away of property from the possession or constructive possession of another. Examples are thefts of bicycles, motor vehicle parts, and accessories, shoplifting, pocket-picking, or the stealing of any property or article that is not taken by force and violence or by fraud. Attempted larcenies are included. Embezzlement, confidence games, forgery, check fraud, etc., are excluded.

2019 Summary

- There were 122,597 larceny-thefts reported during 2019.
- Larceny-Theft accounted for 63.4 percent of the total index offenses and 73.7 percent of the property crimes.
- December recorded the highest number with 12,037, while February was the lowest with 9,044.
- Larceny-Theft in the under \$50 category reported the highest number of incidents with 74,426 or 60.7 percent.
- Shoplifting accounted for 40,782 larceny-thefts or 33.3 percent.
- The total value of property stolen amounted to \$64,872,145.

Arrests/Clearances

- A total of 27,205 persons were arrested in 2019.
- Adults accounted for 24,955 arrests and juveniles accounted for 2,250 arrests.
- Males accounted for 16,833 arrests, or 61.9 percent and females accounted for 10,372 arrests or 38.1 percent.
- Of those persons arrested, 76.5 percent were White, 13.9 percent were black, 8.8 percent were American Indian/Alaskan Native, 0.7 percent were Asian, and 0.1 percent were Pacific Islander.
- Hispanics accounted for 29.5 percent of the arrests.
- There were 22,841 clearances for larceny-theft reported in 2019. Juveniles represented 7.8 percent of this total.

Larceny-Thefts by Type and Month

| Classification | Total | Dist. | Jan | Feb | Mar | Apr | May | Jun | Jul | Aug | Sep | Oct | Nov | Dec |
|--|----------------|----------------|---------------|--------------|---------------|---------------|---------------|---------------|--------------|--------------|--------------|---------------|--------------|---------------|
| Pocket Picking | 316 | 0.26% | 25 | 23 | 34 | 23 | 20 | 32 | 33 | 30 | 33 | 28 | 9 | 26 |
| Purse Snatching | 353 | 0.29% | 34 | 26 | 23 | 28 | 25 | 17 | 27 | 48 | 38 | 37 | 20 | 30 |
| Shoplifting | 40,782 | 33.27% | 3,303 | 2,834 | 3,428 | 3,422 | 3,640 | 3,562 | 3,490 | 3,408 | 3,205 | 3,340 | 3,271 | 3,879 |
| From Motor Vehicles | 28,061 | 22.89% | 2,792 | 2,182 | 2,375 | 2,439 | 2,363 | 2,207 | 2,106 | 1,898 | 2,154 | 2,411 | 2,342 | 2,792 |
| Motor Vehicle Parts and/or accessories | 5,076 | 4.14% | 476 | 469 | 471 | 387 | 440 | 399 | 407 | 396 | 393 | 352 | 415 | 471 |
| Bicycles | 4,280 | 3.49% | 379 | 345 | 367 | 313 | 343 | 310 | 280 | 317 | 427 | 445 | 382 | 372 |
| From Buildings | 8,224 | 6.71% | 784 | 723 | 718 | 723 | 730 | 659 | 651 | 676 | 665 | 650 | 547 | 698 |
| From Coin-Operated Machines | 226 | 0.18% | 30 | 19 | 23 | 12 | 15 | 16 | 26 | 14 | 13 | 14 | 15 | 29 |
| All Other | 35,279 | 28.78% | 2,835 | 2,423 | 2,981 | 3,090 | 3,116 | 2,837 | 2,799 | 2,797 | 2,748 | 3,039 | 2,874 | 3,740 |
| TOTAL | 122,597 | 100.00% | 10,658 | 9,044 | 10,420 | 10,437 | 10,692 | 10,039 | 9,819 | 9,584 | 9,676 | 10,316 | 9,875 | 12,037 |

Larceny-Thefts by Value and Month

| Value | Total | Dist. | Jan | Feb | Mar | Apr | May | Jun | Jul | Aug | Sep | Oct | Nov | Dec |
|---------------|----------------|----------------|---------------|--------------|---------------|---------------|---------------|---------------|--------------|--------------|--------------|---------------|--------------|---------------|
| Over \$200 | 31,161 | 25.42% | 2,887 | 2,415 | 2,834 | 2,680 | 2,752 | 2,368 | 2,318 | 2,249 | 2,347 | 2,554 | 2,547 | 3,210 |
| \$50 to \$200 | 17,010 | 13.87% | 1,473 | 1,235 | 1,427 | 1,481 | 1,504 | 1,377 | 1,321 | 1,302 | 1,326 | 1,401 | 1,389 | 1,774 |
| Under \$50 | 74,426 | 60.71% | 6,298 | 5,394 | 6,159 | 6,276 | 6,436 | 6,294 | 6,180 | 6,033 | 6,003 | 6,361 | 5,939 | 7,053 |
| TOTAL | 122,597 | 100.00% | 10,658 | 9,044 | 10,420 | 10,437 | 10,692 | 10,039 | 9,819 | 9,584 | 9,676 | 10,316 | 9,875 | 12,037 |

Larceny-Thefts by Classification and Value

| Classification by Value of Property Stolen | Number of Offenses | Total Value Stolen | Average Value | Percent Distribution (Value) |
|--|--------------------|---------------------|---------------|------------------------------|
| \$200 and Over | 31,161 | \$62,665,594 | \$2,011 | 96.60% |
| \$50 to \$200 | 17,010 | \$1,856,763 | \$109 | 2.86% |
| Under \$50 | 74,426 | \$349,788 | \$5 | 0.54% |
| TOTAL | 122,597 | \$64,872,145 | \$529 | 100.00% |

Additional Analysis of Larceny-Thefts

| Classification | Number of Offenses | Total Value Stolen | Average Value | Percent Distribution (Value) |
|--|--------------------|---------------------|----------------|------------------------------|
| Pocket Picking | 316 | \$213,601 | \$676 | 0.33% |
| Purse Snatching | 353 | \$158,845 | \$450 | 0.24% |
| Shoplifting | 40,782 | \$5,994,507 | \$147 | 9.24% |
| From Motor Vehicles | 28,061 | \$13,290,505 | \$474 | 20.49% |
| Motor Vehicle Parts and/or Accessories | 5,076 | \$1,096,133 | \$216 | 1.69% |
| Bicycles | 4,280 | \$1,776,785 | \$415 | 2.74% |
| From Buildings | 8,226 | \$9,707,020 | \$1,180 | 14.96% |
| From Coin-Operated Machines | 226 | \$78,942 | \$349 | 0.12% |
| All Other | 25,280 | \$32,555,807 | \$1,288 | 50.18% |
| TOTAL | 122,597 | \$64,872,145 | \$5,195 | 100.00% |

Motor Vehicle Theft

Definition

Motor Vehicle Theft is defined as the theft or attempted theft of a motor vehicle. This definition excludes the taking for temporary use by those persons having lawful access to the vehicle. For UCR purposes, a motor vehicle is defined as a self-propelled vehicle that runs on land and not on rails. Motor vehicle theft does not include farm equipment, bulldozers, airplanes, construction equipment, or watercraft such as motorboats, sailboats, houseboats, or jet skis. The taking of a motor vehicle for temporary use by persons having lawful access is excluded from this definition.

2019 Summary

- There were 16,522 motor vehicle thefts reported during 2019.
- Motor vehicle theft accounted for 8.5 percent of the total index offenses and 9.9 percent of the property crimes.
- December recorded the highest number with 1,660, while February recorded the lowest with 1,188.
- Autos represented the highest single category of motor vehicle theft with 11,666, or 70.61 percent.
- The total dollar loss amounted to \$72,926,875. This includes not only the value of the stolen motor vehicle, but any other personal property reported stolen during the incident.

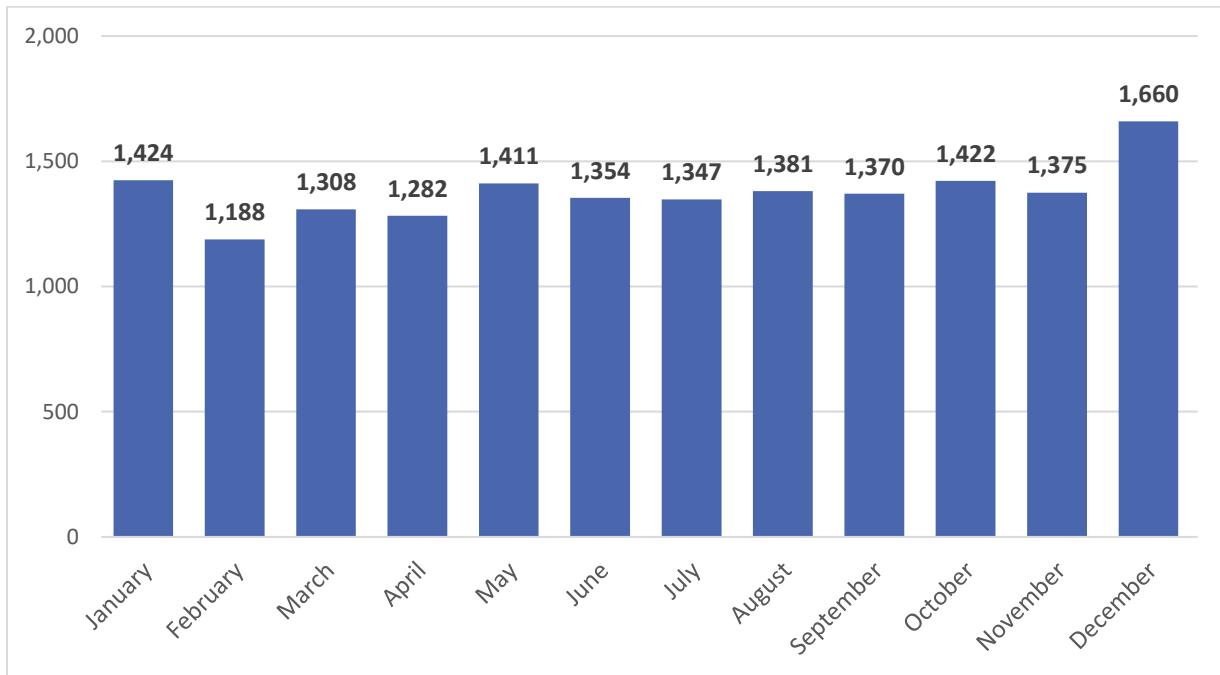
Arrests/Clearances

- A total of 1,721 persons were arrested in 2019.
- Adults accounted for 1,359 arrests and juveniles accounted for 362 arrests.
- Males accounted for 1,348 arrests or 78.3 percent, and females accounted for 373 arrests or 21.7 percent.
- Of those persons arrested, 80.1 percent were White, 14.6 percent were Black, 4.7 percent were American Indian/Alaskan Native, 0.6 percent were Asian, and 0.0 percent were Pacific Islander.
- Hispanics accounted for 36.0 percent of the arrests.
- There were 1,964 clearances for motor vehicle theft reported in 2019. Juveniles represented 11.8 percent of this total.

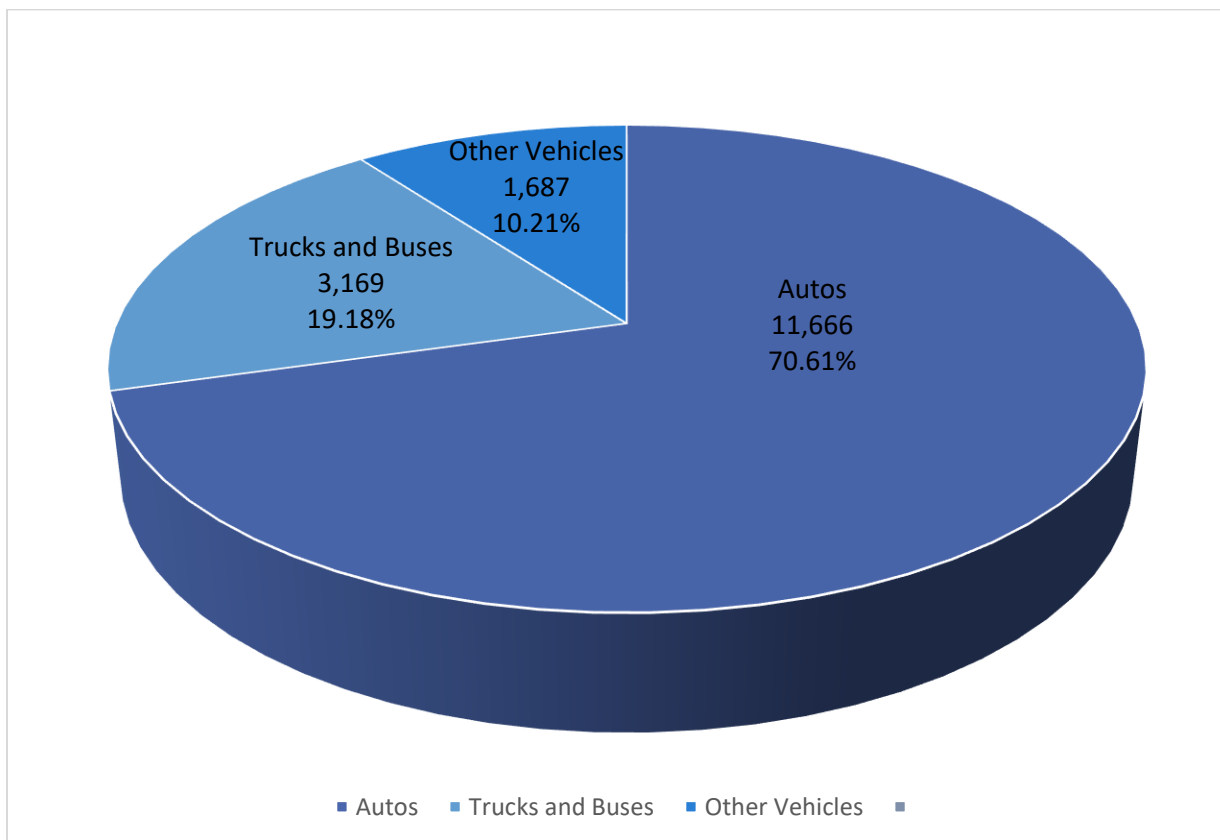
Recovered Motor Vehicles

Recovered motor vehicles that were locally stolen amounted to 10,887, or a 65.9 percent recovery rate. Of those, 6,977 were recovered locally and 3,910 were recovered by another jurisdiction.

Motor Vehicle Thefts by Month



Motor Vehicle Thefts by Type of Vehicle



Arson

Definition

The FBI UCR Program defines arson as any willful or malicious burning or attempting to burn, with or without intent to defraud, a dwelling house, public building, motor vehicle or aircraft, personal property of another, etc. Only the fires that investigation determined to have been willfully set are included in this arson data collection. Fires labeled as suspicious or of unknown origin are excluded from these data.

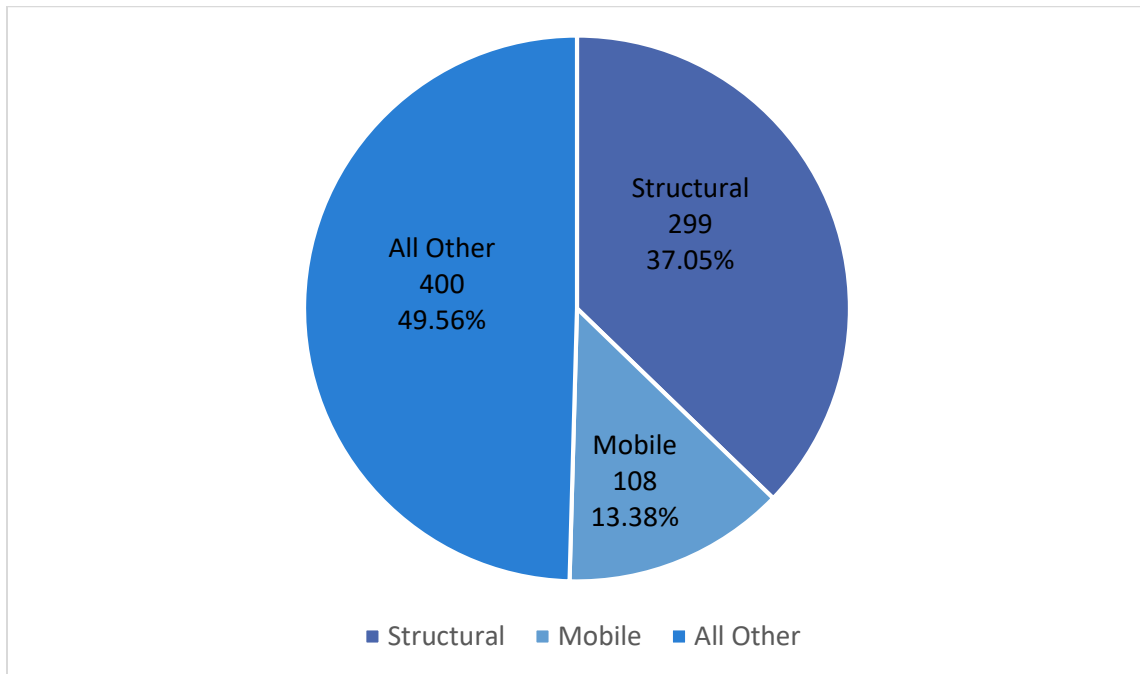
2019 Summary

- There were 807 arsons reported during 2019.
- Arson accounted for 0.4 percent of the total Index offenses and 0.5 percent of the property crimes.
- June recorded the highest number with 98, while February recorded the lowest with 46.
- Structural arson accounted for 299 offenses or 37.1 percent.
- Motor Vehicle arson accounted for the highest single known category with 102, while Other Mobile arson was the lowest with 6.
- The total estimated value of property damage amounted to \$4,215,999.
- Other Commercial property arson had the highest dollar loss at \$1,013,922.

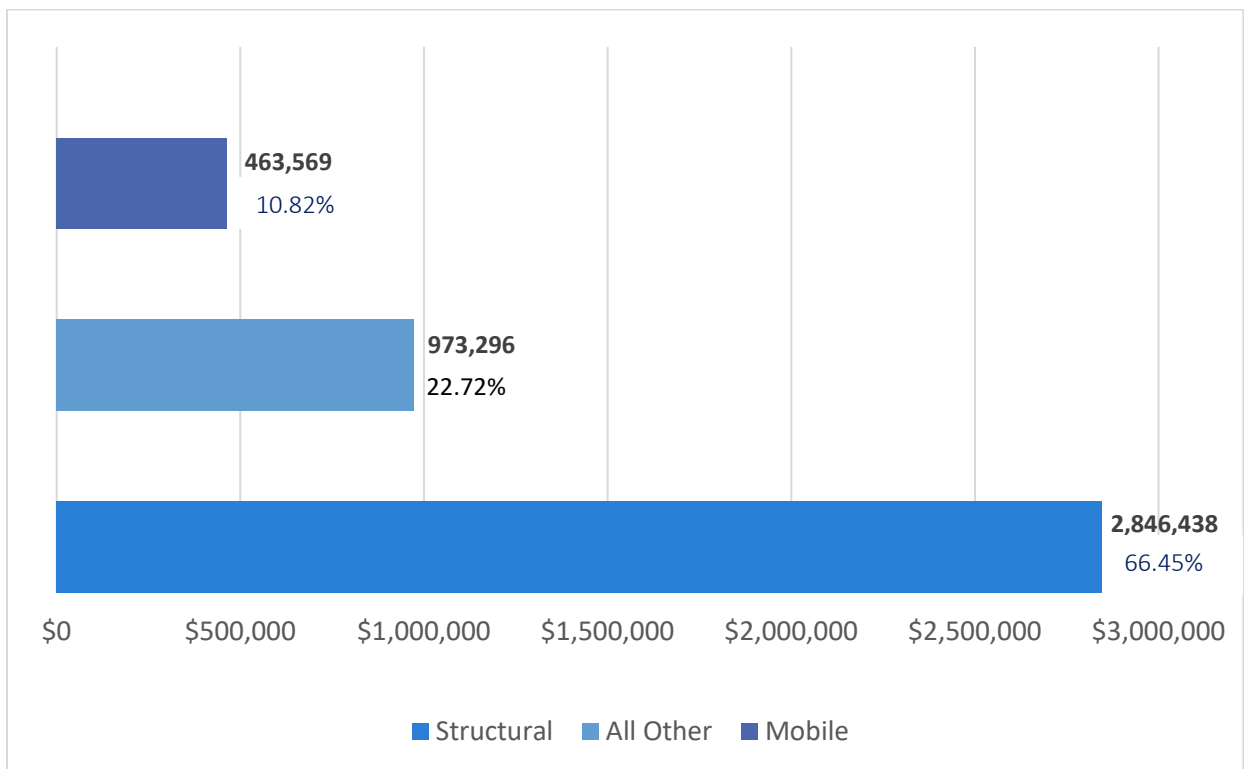
Arrests/Clearances

- A total of 179 persons were arrested in 2019.
- Adults accounted for 142 arrests and juveniles accounted for 37 arrests.
- Males accounted for 143 arrests or 79.9 percent, and females accounted for 36 arrests or 20.1 percent.
- Of those persons arrested, 79.9 percent were White, 16.2 percent were Black, 3.3 percent were American Indian/Alaskan Native, 0.6 percent were Asian, and 0.0 percent were Pacific Islander.
- Hispanics accounted for 24.6 percent of the arrests.
- There were 195 clearances for arson reported in 2019. Juveniles represented 17.4 percent of this total.

Arsons by Property Classification



Value of Property Damaged by Arsons



Arson Offenses by Property Types and by Month

| Property Classification | Total | Jan | Feb | Mar | Apr | May | Jun | Jul | Aug | Sep | Oct | Nov | Dec | Value of Property Damage |
|--|------------|-----------|-----------|-----------|-----------|-----------|-----------|-----------|-----------|-----------|-----------|-----------|-----------|--------------------------|
| Structure | | | | | | | | | | | | | | |
| Single Occupancy Residential: Houses, Townhouses, Duplexes, Etc. | 89 | 4 | 5 | 4 | 11 | 7 | 20 | 11 | 7 | 5 | 4 | 6 | 5 | \$475,876 |
| Other Residential: Apartments, Hotels, Motels, Dormitories, Etc. | 57 | 2 | 5 | 6 | 4 | 6 | 5 | 6 | 3 | 7 | 7 | 2 | 4 | \$450,709 |
| Storage: Barns, Garages, Warehouses, Etc. | 8 | 0 | 1 | 0 | 1 | 1 | 0 | 0 | 0 | 2 | 2 | 0 | 1 | \$110,869 |
| Industrial/Manufacturing | 7 | 0 | 0 | 2 | 2 | 0 | 1 | 0 | 1 | 0 | 0 | 1 | 0 | \$850 |
| Other Commercial: Stores, Restaurants, Offices, Etc. | 35 | 1 | 1 | 5 | 6 | 3 | 8 | 3 | 2 | 2 | 1 | 2 | 1 | \$1,013,922 |
| Community/Public Churches, Jails, Schools, Etc. | 35 | 5 | 3 | 3 | 5 | 4 | 5 | 0 | 1 | 2 | 0 | 4 | 3 | \$68,973 |
| All Other: Monuments, Buildings under Construction, Etc. | 68 | 5 | 4 | 6 | 6 | 6 | 11 | 7 | 2 | 8 | 4 | 3 | 6 | \$725,239 |
| SUBTOTAL | 299 | 17 | 19 | 26 | 35 | 27 | 50 | 27 | 16 | 26 | 18 | 18 | 20 | \$2,846,438 |
| Mobile | | | | | | | | | | | | | | |
| Motor Vehicles: Autos, Trucks, Buses, Motorcycles, Etc. | 102 | 8 | 9 | 7 | 8 | 8 | 4 | 9 | 15 | 8 | 6 | 12 | 8 | \$452,430 |
| All Other: Trailers, Recreational Vehicles, Airplanes, Boats, Etc. | 6 | 0 | 0 | 3 | 0 | 1 | 0 | 0 | 1 | 0 | 0 | 0 | 1 | \$11,139 |
| SUBTOTAL | 108 | 8 | 9 | 10 | 8 | 9 | 4 | 9 | 16 | 8 | 6 | 12 | 9 | \$463,569 |
| All Other | | | | | | | | | | | | | | |
| Crops, Timber, Fences, Signs, Etc. | 400 | 24 | 18 | 37 | 33 | 33 | 44 | 49 | 30 | 14 | 48 | 35 | 35 | \$973,296 |
| TOTAL | 807 | 49 | 46 | 73 | 76 | 69 | 98 | 85 | 62 | 48 | 72 | 65 | 64 | \$4,283,303 |

Human Trafficking

Definition

Human Trafficking is defined into two categories:

- 1) Commercial Sex Acts
Inducing a person by force, fraud, or coercion to participate in commercial sex acts, or in which the person induced to perform such act(s) has not attained 18 years of age.
- 2) Involuntary Servitude
The obtaining of a person(s) through recruitment, harboring, transportation, or provision, and subjecting such persons by force, fraud, or coercion into involuntary servitude, peonage, debt bondage, or slavery (not to include commercial sex acts).

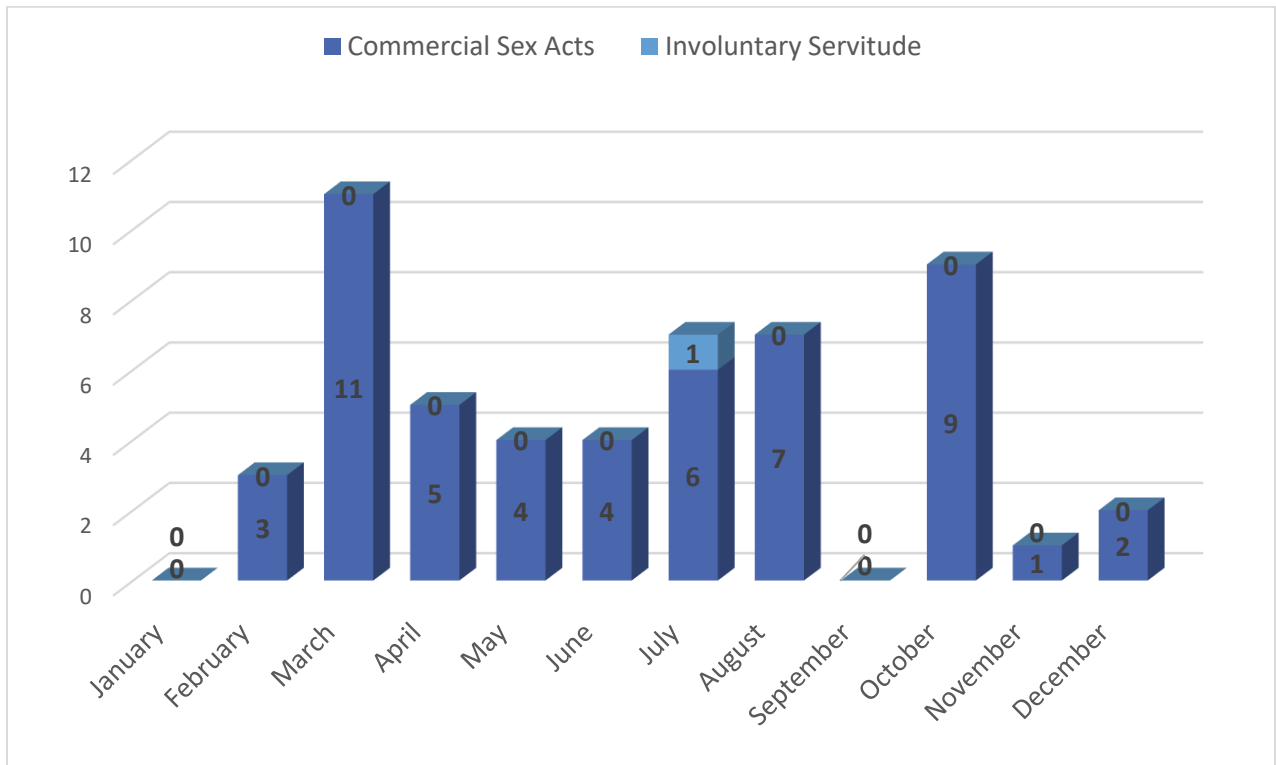
2019 Summary

- There were 53 human trafficking cases reported during 2019.
- Human trafficking cases accounted for 0.0 percent of the total index offenses and 0.2 percent of violent crimes.
- March recorded the highest number with 11, while January and September recorded the lowest with 0.
- Of the total human trafficking cases reported, commercial sex acts accounted for 52 offenses and involuntary servitude accounted for 1 offense.

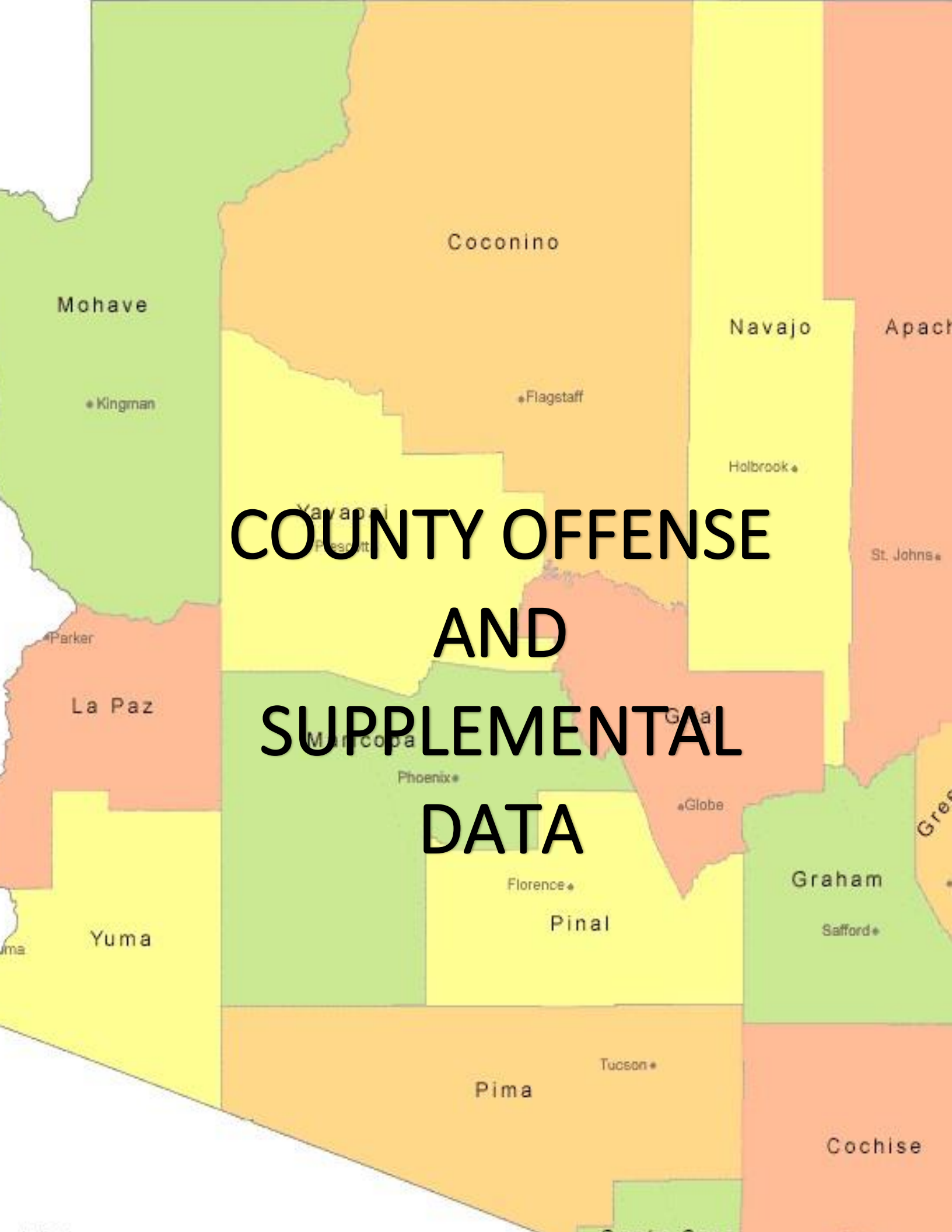
Arrests/Clearances

- A total of 0 persons were arrested in 2019.
- Adults accounted for 0 arrests and juveniles accounted for 0 arrests.
- Of those persons arrested, 0.0 percent were White, 0.0 percent were Black, 0.0 percent were American Indian/Alaskan Native, 0.0 percent were Asian, and 0.0 percent were Pacific Islander.
- Hispanics accounted for 0.0 percent of the arrests.
- There were 10 clearances for human trafficking cases reported in 2019. Juveniles represented 0.0 percent of this total.

Human Trafficking Offenses by Month



This page has been intentionally left blank.



**COUNTY OFFENSE
AND
SUPPLEMENTAL
DATA**

This page has been intentionally left blank.

Index Crimes by County

| Indexed Offenses | Apache | Cochise | Coconino | Gila | Graham | Greenlee | La Paz | Maricopa | Mohave | Navajo | Pima | Pinal | Santa Cruz | Yavapai | Yuma |
|----------------------------|--------|---------|----------|-------|--------|----------|--------|----------|--------|--------|--------|-------|------------|---------|-------|
| Murder | 1 | 3 | 8 | 1 | 4 | -- | 1 | 194 | 6 | 2 | 53 | 11 | -- | 9 | 27 |
| Rape | 8 | 13 | 77 | 4 | -- | -- | 2 | 2,187 | 67 | 15 | 630 | 68 | -- | 36 | 55 |
| Rape | 7 | 11 | 74 | 3 | -- | -- | 2 | 2,066 | 65 | 14 | 593 | 65 | -- | 33 | 53 |
| Attempts to Commit | 1 | 2 | 3 | 1 | -- | -- | -- | 121 | 2 | 1 | 37 | 3 | -- | 3 | 2 |
| Robbery | 3 | 19 | 56 | 16 | -- | -- | 4 | 4,572 | 59 | 23 | 1,265 | 73 | -- | 28 | 32 |
| Firearm | -- | 4 | 7 | 4 | -- | -- | 1 | 1,737 | 15 | 5 | 436 | 28 | -- | 3 | 18 |
| Knife/Cutting Instrument | 2 | 1 | 7 | 3 | -- | -- | -- | 514 | 6 | 6 | 224 | 9 | -- | 3 | 5 |
| Other Dangerous Weapons | -- | 1 | 7 | 7 | -- | -- | -- | 425 | 12 | 2 | 224 | 7 | -- | 7 | 4 |
| Strong Arm | 1 | 13 | 35 | 2 | -- | -- | 3 | 1,896 | 26 | 10 | 381 | 29 | -- | 15 | 5 |
| Aggravated Assault | 22 | 163 | 521 | 382 | 81 | 1 | 36 | 11,288 | 319 | 300 | 2,537 | 692 | 42 | 570 | 479 |
| Firearm | 3 | 16 | 65 | 17 | 1 | -- | 1 | 3,895 | 42 | 20 | 916 | 94 | -- | 38 | 90 |
| Knife/Cutting Instrument | 7 | 12 | 74 | 5 | 1 | -- | -- | 2,150 | 49 | 32 | 415 | 77 | 1 | 49 | 52 |
| Other Dangerous Weapons | 8 | 31 | 197 | 54 | 6 | 1 | 31 | 2,388 | 75 | 106 | 813 | 202 | -- | 309 | 112 |
| Strong Arm | 4 | 104 | 185 | 306 | 73 | -- | 4 | 2,855 | 153 | 142 | 393 | 319 | 41 | 174 | 225 |
| Burglary | 118 | 446 | 274 | 244 | 75 | 9 | 114 | 17,276 | 1,124 | 417 | 3,890 | 911 | 101 | 526 | 784 |
| Forcible Entry | 48 | 90 | 38 | 103 | 28 | 2 | 43 | 9,855 | 427 | 128 | 2,160 | 433 | 75 | 98 | 288 |
| Unlawful Entry-No Force | 69 | 147 | 214 | 128 | 19 | 7 | 69 | 6,367 | 613 | 280 | 1,536 | 422 | 24 | 403 | 437 |
| Attempted Forcible Entry | 1 | 209 | 22 | 13 | 28 | -- | 2 | 1,054 | 84 | 9 | 194 | 56 | 2 | 25 | 59 |
| Larceny-theft | 106 | 1,675 | 3,087 | 898 | 507 | 10 | 262 | 81,192 | 3,738 | 1,178 | 20,996 | 3,616 | 475 | 2,331 | 2,524 |
| Motor Vehicle Theft | 9 | 156 | 125 | 121 | 33 | 3 | 48 | 11,197 | 487 | 129 | 3,032 | 454 | 149 | 208 | 371 |
| Autos | 6 | 113 | 92 | 105 | 28 | 3 | 45 | 8,067 | 387 | 96 | 1,742 | 338 | 143 | 163 | 338 |
| Trucks and Buses | 2 | 11 | 17 | 3 | 2 | -- | -- | 2,103 | 22 | 14 | 910 | 47 | 3 | 11 | 24 |
| Other Vehicles | 1 | 32 | 16 | 13 | 3 | -- | 3 | 1,027 | 78 | 19 | 380 | 69 | 3 | 34 | 9 |
| Arson | 1 | 9 | 40 | 9 | 12 | -- | 1 | 370 | 52 | 10 | 219 | 38 | -- | 22 | 24 |
| Human Trafficking | -- | -- | -- | -- | -- | -- | -- | 51 | 1 | -- | -- | 1 | -- | -- | -- |
| TOTAL | 268 | 2,484 | 4,188 | 1,675 | 712 | 23 | 468 | 128,327 | 5,853 | 2,074 | 32,622 | 5,864 | 767 | 3,730 | 4,296 |

Analysis of Robberies, Burglaries, and Larceny-Thefts by County

| Offenses | Apache | Cochise | Coconino | Gila | Graham | Greenlee | La Paz | Maricopa | Mohave | Navajo | Pima | Pinal | Santa Cruz | Yavapai | Yuma |
|---------------------------------|------------|--------------|--------------|--------------|------------|-----------|------------|----------------|--------------|--------------|---------------|--------------|------------|--------------|--------------|
| Robbery | 3 | 19 | 54 | 16 | 0 | 0 | 4 | 4,572 | 59 | 23 | 1,265 | 73 | 0 | 28 | 32 |
| Highway | 1 | 3 | 16 | 4 | -- | -- | -- | 1,641 | 5 | 4 | 180 | 10 | -- | 5 | 7 |
| Commercial House | -- | 2 | 4 | 1 | -- | -- | -- | 1,012 | 15 | 6 | 245 | 11 | -- | -- | 4 |
| Gas or Service Station | -- | 1 | -- | 1 | -- | -- | -- | 69 | 1 | 2 | 39 | 3 | -- | -- | 3 |
| Convenience Store | 1 | -- | 1 | -- | -- | -- | -- | 555 | 2 | 5 | 317 | 5 | -- | -- | 1 |
| Residence | -- | 3 | 4 | 1 | -- | -- | -- | 541 | 13 | 2 | 168 | 17 | -- | 5 | 11 |
| Bank | -- | -- | 1 | 2 | -- | -- | -- | 77 | 3 | 1 | 17 | 5 | -- | 2 | -- |
| Miscellaneous | 1 | 10 | 28 | 7 | -- | -- | 4 | 677 | 20 | 3 | 299 | 22 | -- | 16 | 6 |
| Burglary | 118 | 446 | 274 | 244 | 75 | 9 | 114 | 17,276 | 1,124 | 417 | 3,890 | 911 | 101 | 526 | 784 |
| Residence | 84 | 166 | 188 | 146 | 40 | 8 | 82 | 11,247 | 836 | 260 | 2,711 | 526 | 97 | 349 | 510 |
| Night, 6PM-6AM | 11 | 41 | 51 | 30 | 10 | 1 | 16 | 2,379 | 201 | 50 | 811 | 145 | 35 | 77 | 219 |
| Day, 6AM-6PM | 59 | 97 | 66 | 74 | 19 | 7 | 64 | 4,067 | 433 | 167 | 1,720 | 344 | 55 | 213 | 274 |
| Unknown | 14 | 28 | 71 | 42 | 11 | -- | 2 | 4,801 | 202 | 43 | 180 | 37 | 7 | 59 | 17 |
| Non-Residence | 34 | 280 | 86 | 98 | 35 | 1 | 32 | 6,029 | 288 | 157 | 1,179 | 385 | 4 | 177 | 274 |
| Night, 6 PM-6 AM | 9 | 60 | 19 | 19 | 10 | -- | 8 | 2,327 | 103 | 42 | 478 | 94 | 1 | 35 | 93 |
| Day, 6 AM-6 PM | 18 | 195 | 30 | 57 | 21 | 1 | 10 | 1,371 | 103 | 92 | 596 | 279 | 3 | 96 | 178 |
| Unknown | 7 | 25 | 37 | 22 | 4 | -- | 14 | 2,331 | 82 | 23 | 105 | 12 | -- | 46 | 3 |
| Larceny-theft | 106 | 1,675 | 3,087 | 898 | 507 | 10 | 262 | 81,192 | 3,738 | 1,180 | 20,996 | 3,616 | 475 | 2,331 | 2,524 |
| \$200 and Over | 33 | 221 | 834 | 112 | 90 | 2 | 58 | 19,471 | 1,436 | 246 | 5,632 | 1,268 | 127 | 558 | 1,073 |
| \$50 to \$200 | 23 | 225 | 620 | 61 | 98 | -- | 20 | 9,102 | 938 | 192 | 3,988 | 669 | 117 | 336 | 621 |
| Under \$50 | 50 | 1,229 | 1,633 | 725 | 319 | 8 | 184 | 52,619 | 1,364 | 742 | 11,376 | 1,679 | 231 | 1,437 | 830 |
| Pocket Picking | -- | -- | 3 | -- | -- | -- | -- | 251 | 3 | 1 | 47 | 4 | -- | 7 | -- |
| Purse Snatching | -- | 7 | 33 | 1 | -- | -- | -- | 179 | 5 | 6 | 96 | 16 | -- | 10 | -- |
| Shoplifting | 8 | 539 | 1,184 | 295 | 82 | -- | 28 | 25,605 | 1,162 | 553 | 8,719 | 1,109 | 160 | 519 | 819 |
| From Motor Vehicle | 17 | 110 | 246 | 14 | 15 | 4 | 2 | 22,043 | 656 | 76 | 3,827 | 615 | 16 | 177 | 243 |
| Motor Vehicle Parts/Accessories | -- | 5 | 50 | 2 | -- | 1 | 1 | 3,659 | 70 | 14 | 1,147 | 73 | 2 | 18 | 34 |
| Bicycles | 3 | 77 | 145 | 12 | 8 | -- | -- | 2,874 | 63 | 21 | 803 | 148 | 5 | 41 | 80 |
| From Buildings | 17 | 24 | 253 | 45 | 8 | -- | -- | 6,019 | 234 | 111 | 1,228 | 207 | -- | 66 | 12 |
| From Coin-Operated Machines | 1 | 4 | 15 | -- | -- | -- | -- | 134 | 7 | 5 | 51 | 7 | -- | 1 | 1 |
| All Other | 60 | 909 | 1,158 | 529 | 394 | 5 | 231 | 20,428 | 1,538 | 393 | 5,078 | 1,437 | 292 | 1,492 | 1,335 |
| TOTAL | 227 | 2,140 | 3,415 | 1,158 | 582 | 19 | 380 | 103,040 | 4,921 | 1,620 | 26,151 | 4,600 | 576 | 2,885 | 3,340 |

Value of Property Stolen by Crime and by County

| Offenses | Apache | Cochise | Coconino | Gila | Graham | Greenlee | La Paz | Maricopa | Mohave | Navajo | Pima | Pinal | Santa Cruz | Yavapai | Yuma |
|---------------------------------|-----------|-----------|-------------|-----------|-----------|----------|-----------|--------------|--------------|-------------|--------------|-------------|------------|-------------|-------------|
| Murder | -- | -- | -- | -- | -- | -- | -- | \$3 | -- | -- | -- | -- | -- | -- | \$1 |
| Forcible Rape | -- | -- | \$35 | -- | -- | -- | -- | \$4,400 | -- | -- | -- | -- | -- | \$1 | \$400 |
| Robbery | \$10 | \$2,906 | \$10,962 | \$7,208 | \$0 | \$0 | \$23,824 | \$1,731,891 | \$17,285 | \$7,466 | \$825,562 | \$62,493 | \$0 | \$48,147 | \$26,310 |
| Highway | -- | \$150 | \$1,187 | -- | -- | -- | -- | \$419,076 | \$740 | \$3 | \$187,999 | \$8,511 | -- | \$260 | \$2,974 |
| Commercial House | -- | \$1,900 | \$103 | -- | -- | -- | -- | \$343,484 | \$811 | \$2,605 | \$249,357 | \$12,284 | -- | -- | \$623 |
| Gas or Service Station | -- | \$295 | -- | \$586 | -- | -- | -- | \$14,345 | \$2,000 | \$7 | \$16,482 | \$415 | -- | -- | \$136 |
| Convenience Store | -- | -- | -- | -- | -- | -- | -- | \$65,211 | \$21 | \$2,619 | \$56,511 | \$430 | -- | -- | \$80 |
| Residence | -- | -- | \$1,015 | -- | -- | -- | -- | \$382,788 | \$4,695 | \$187 | \$124,257 | \$15,389 | -- | -- | \$6,674 |
| Bank | -- | -- | \$1 | \$6,622 | -- | -- | -- | \$130,428 | \$1,600 | \$2,000 | \$10,478 | \$9,303 | -- | -- | -- |
| Miscellaneous | \$10 | \$561 | \$8,656 | -- | -- | -- | \$23,824 | \$376,559 | \$7,418 | \$45 | \$180,478 | \$16,161 | -- | \$47,887 | \$15,823 |
| Burglary | \$108,415 | \$169,523 | \$888,904 | \$203,887 | \$65,256 | \$0 | \$119,907 | \$20,334,340 | \$3,547,178 | \$305,967 | \$6,808,507 | \$1,008,908 | \$100,233 | \$605,106 | \$1,586,771 |
| Residence | \$77,953 | \$80,575 | \$330,155 | \$186,525 | \$43,296 | -- | \$105,535 | \$13,598,240 | \$2,461,848 | \$138,397 | \$4,991,880 | \$643,281 | \$97,813 | \$377,911 | \$818,101 |
| Night, 6 PM-6 AM | \$7,823 | \$23,346 | \$32,645 | \$2,466 | \$17,605 | -- | \$11,598 | \$3,476,689 | \$786,309 | \$10,162 | \$1,345,324 | \$168,609 | \$26,524 | \$18,988 | \$219,228 |
| Day, 6 AM-6 PM | \$58,090 | \$21,588 | \$207,351 | \$157,095 | \$17,431 | -- | \$93,437 | \$5,690,207 | \$1,101,570 | \$115,056 | \$3,343,112 | \$445,860 | \$66,104 | \$257,691 | \$577,223 |
| Unknown | \$12,040 | \$35,641 | \$90,159 | \$26,964 | \$8,260 | -- | \$500 | \$4,431,344 | \$573,969 | \$13,179 | \$303,444 | \$28,812 | \$5,185 | \$101,232 | \$21,650 |
| Non-Residence | \$30,462 | \$88,948 | \$558,749 | \$17,362 | \$21,960 | -- | \$14,372 | \$6,736,100 | \$1,085,330 | \$167,570 | \$1,816,627 | \$365,627 | \$2,420 | \$227,195 | \$768,670 |
| Night, 6 PM-6 AM | \$6,006 | \$12,503 | \$443,159 | \$8,549 | \$4,254 | -- | \$2,265 | \$2,374,523 | \$287,049 | \$21,191 | \$628,331 | \$80,403 | -- | \$28,850 | \$120,826 |
| Day, 6 AM-6 PM | \$24,021 | \$65,826 | \$35,859 | \$4,373 | \$13,553 | -- | \$3,229 | \$1,375,980 | \$197,873 | \$100,732 | \$985,803 | \$266,762 | \$2,420 | \$96,504 | \$633,009 |
| Unknown | \$435 | \$10,619 | \$79,731 | \$4,440 | \$4,153 | -- | \$8,878 | \$2,985,597 | \$600,408 | \$45,647 | \$202,493 | \$18,462 | -- | \$101,841 | \$14,835 |
| Larceny-theft | \$44,683 | \$275,182 | \$2,388,518 | \$212,828 | \$135,869 | \$1,000 | \$91,423 | \$37,277,249 | \$3,902,253 | \$463,625 | \$11,024,305 | \$2,579,397 | \$253,541 | \$1,937,604 | \$4,284,668 |
| \$200 and Over | \$41,874 | \$248,388 | \$2,303,946 | \$202,849 | \$122,112 | \$1,000 | \$88,993 | \$36,121,580 | \$3,774,947 | \$437,303 | \$10,490,013 | \$2,493,513 | \$239,101 | \$1,895,321 | \$4,204,654 |
| \$50 to \$200 | \$2,520 | \$21,682 | \$66,155 | \$7,158 | \$11,096 | -- | \$1,967 | \$1,000,070 | \$105,944 | \$18,648 | \$441,530 | \$69,762 | \$12,309 | \$33,647 | \$64,275 |
| Under \$50 | \$289 | \$5,112 | \$18,417 | \$2,821 | \$2,661 | -- | \$463 | \$155,599 | \$21,362 | \$7,674 | \$92,762 | \$16,122 | \$2,131 | \$8,636 | \$15,739 |
| Pocket Picking | -- | -- | \$522 | -- | -- | -- | -- | \$172,621 | \$1,027 | \$380 | \$34,479 | \$1,590 | -- | \$2,982 | -- |
| Purse Snatching | -- | \$1,686 | \$9,111 | \$151 | -- | -- | -- | \$118,358 | \$935 | \$2,895 | \$19,031 | \$3,471 | -- | \$3,207 | -- |
| Shoplifting | \$62 | \$32,379 | \$86,071 | \$14,470 | \$6,977 | -- | \$663 | \$3,682,470 | \$167,357 | \$29,656 | \$1,649,889 | \$128,996 | \$51,864 | \$60,238 | \$83,415 |
| From Motor Vehicle | \$4,067 | \$21,214 | \$162,474 | \$3,553 | \$67,834 | \$1,000 | \$960 | \$9,525,908 | \$462,210 | \$33,675 | \$2,269,148 | \$434,255 | \$5,500 | \$102,900 | \$195,807 |
| Motor Vehicle Parts/Accessories | -- | \$661 | \$11,279 | \$1,627 | -- | -- | \$7 | \$764,750 | \$50,383 | \$22,721 | \$161,862 | \$59,053 | \$61 | \$4,484 | \$19,245 |
| Bicycles | \$378 | \$20,175 | \$82,353 | \$11,882 | \$2,777 | -- | -- | \$1,052,896 | \$27,053 | \$4,475 | \$429,598 | \$78,001 | \$750 | \$21,470 | \$44,977 |
| From Buildings | \$23,384 | \$36,219 | \$206,019 | \$31,600 | \$2,440 | -- | -- | \$8,029,377 | \$237,399 | \$113,417 | \$706,125 | \$172,764 | -- | \$136,674 | \$11,602 |
| From Coin-Operated Machines | \$250 | \$400 | \$5,609 | -- | -- | -- | -- | \$16,054 | \$444 | \$6,100 | \$6,213 | \$43,480 | -- | \$332 | \$60 |
| All Other | \$16,542 | \$162,448 | \$1,825,080 | \$149,545 | \$55,841 | -- | \$89,793 | \$13,914,815 | \$2,955,445 | \$250,306 | \$5,747,960 | \$1,657,787 | \$195,366 | \$1,605,317 | \$3,929,562 |
| Motor Vehicle Theft | \$136,251 | \$339,370 | \$943,981 | \$348,760 | \$163,000 | \$0 | \$65,985 | \$39,334,261 | \$4,291,815 | \$640,593 | \$19,533,856 | \$2,272,808 | \$524,979 | \$482,235 | \$3,848,981 |
| TOTAL | \$289,359 | \$786,981 | \$4,232,400 | \$772,683 | \$364,125 | \$1,000 | \$301,139 | \$98,682,144 | \$11,758,531 | \$1,417,651 | \$38,192,230 | \$5,923,606 | \$878,753 | \$3,073,093 | \$9,747,131 |

Type and Value of Property Stolen and Recovered by County

| Offense | Apache | Cochise | Coconino | Gila | Graham | Greenlee | La Paz | Maricopa | Mohave | Navajo | Pima | Pinal | Santa Cruz | Yavapai | Yuma |
|---------------------------|------------------|------------------|--------------------|------------------|------------------|----------------|------------------|---------------------|---------------------|--------------------|---------------------|--------------------|------------------|--------------------|--------------------|
| Property Stolen | | | | | | | | | | | | | | | |
| Currency/Notes/Etc. | \$28,679 | \$43,370 | \$1,298,497 | \$95,500 | \$19,259 | \$1,000 | \$10,890 | \$5,849,881 | \$742,841 | \$186,392 | \$1,600,513 | \$651,040 | \$51,875 | \$1,086,686 | \$2,248,975 |
| Jewelry/Precious Metals | \$8,850 | \$98,252 | \$176,668 | \$148,550 | \$5,185 | -- | \$23,590 | \$9,672,702 | \$926,579 | \$118,731 | \$3,500,134 | \$501,004 | \$30,332 | \$415,687 | \$305,849 |
| Clothing and Furs | \$1,235 | \$5,778 | \$85,250 | \$4,465 | \$3,741 | -- | \$608 | \$3,256,089 | \$137,245 | \$10,860 | \$559,140 | \$165,209 | \$7,675 | \$51,410 | \$96,499 |
| Locally Stolen Vehicles | \$150,871 | \$328,440 | \$1,233,970 | \$343,586 | \$234,900 | -- | \$87,752 | \$42,128,371 | \$4,389,383 | \$566,049 | \$20,010,847 | \$2,665,577 | \$605,785 | \$548,707 | \$4,640,936 |
| Office Equipment | \$8,065 | \$554 | \$57,179 | \$805 | -- | -- | \$2,649 | \$2,780,194 | \$90,625 | \$3,812 | \$784,537 | \$77,628 | \$1,300 | \$44,544 | \$90,019 |
| Stereos/TV's/Cameras | \$3,920 | \$10,513 | \$91,184 | \$4,578 | \$6,512 | -- | \$994 | \$2,048,083 | \$202,896 | \$64,969 | \$447,892 | \$127,936 | \$20,464 | \$17,925 | \$113,552 |
| Firearms | \$3,630 | \$28,916 | \$42,694 | \$14,457 | \$22,315 | -- | \$5,821 | \$1,140,952 | \$103,411 | \$23,338 | \$397,771 | \$131,096 | \$141 | \$48,023 | \$110,255 |
| Household Goods | \$1,970 | \$24,510 | \$135,784 | \$4,298 | \$3,006 | -- | \$5,845 | \$1,863,759 | \$198,899 | \$20,839 | \$1,806,999 | \$115,089 | \$20,405 | \$49,818 | \$58,995 |
| Consumable Goods | \$919 | \$6,707 | \$31,690 | \$4,548 | \$6,682 | -- | \$299 | \$806,540 | \$57,204 | \$9,435 | \$229,978 | \$45,159 | \$1,860 | \$16,822 | \$13,966 |
| Livestock | -- | -- | \$154 | -- | -- | -- | -- | \$7,664 | \$500 | \$650 | \$4,830 | \$6,498 | -- | \$1 | \$26,430 |
| Miscellaneous | \$81,220 | \$239,941 | \$1,077,894 | \$151,896 | \$62,525 | -- | \$162,691 | \$29,127,909 | \$4,908,948 | \$412,318 | \$8,849,589 | \$1,494,606 | \$138,916 | \$793,470 | \$2,041,655 |
| TOTAL | \$289,359 | \$786,981 | \$4,230,964 | \$772,683 | \$364,125 | \$1,000 | \$301,139 | \$98,682,144 | \$11,758,531 | \$1,417,393 | \$38,192,230 | \$5,980,842 | \$878,753 | \$3,073,093 | \$9,747,131 |
| Property Recovered | | | | | | | | | | | | | | | |
| Currency/Notes/Etc. | \$37 | \$862 | \$4,795 | \$5,830 | \$500 | -- | -- | \$75,386 | \$27,105 | \$3,658 | \$8,315 | \$7,394 | \$15 | \$1,633 | \$3,472 |
| Jewelry/Precious Metals | -- | \$7,041 | \$337 | -- | \$505 | -- | -- | \$453,888 | \$25,952 | \$10,901 | \$193,288 | \$14,523 | \$202 | \$22,937 | \$2,966 |
| Clothing and Furs | \$485 | \$1,683 | \$3,888 | \$666 | \$2,652 | -- | -- | \$300,047 | \$7,358 | \$2,030 | \$38,002 | \$6,870 | \$2,624 | \$2,870 | \$14,078 |
| Locally Stolen Vehicles | -- | \$76,835 | \$599,241 | \$169,093 | \$99,000 | -- | \$500 | \$26,283,266 | \$2,940,635 | \$250,222 | \$7,229,266 | \$1,776,310 | \$100,500 | \$300,401 | \$722,881 |
| Office Equipment | \$575 | \$389 | \$2,427 | \$205 | -- | -- | -- | \$190,862 | \$12,202 | \$1,562 | \$22,698 | \$5,174 | -- | \$2,300 | \$1,661 |
| Stereos/TV's/Cameras | \$5 | \$1,815 | \$5,819 | \$498 | \$874 | -- | -- | \$124,169 | \$16,008 | \$9,332 | \$8,810 | \$13,436 | \$4,795 | \$720 | \$7,991 |
| Firearms | \$946 | \$233 | \$1,334 | \$450 | \$10,147 | -- | \$1 | \$154,003 | \$18,064 | \$2,960 | \$48,521 | \$6,581 | \$141 | \$7,753 | \$1,000 |
| Household Goods | -- | \$1,418 | \$877 | \$5 | \$537 | -- | \$1 | \$68,732 | \$13,843 | \$3,679 | \$7,251 | \$3,040 | \$4,402 | \$970 | \$2,314 |
| Consumable Goods | \$84 | \$3,254 | \$3,568 | \$1,020 | \$3,685 | -- | -- | \$119,223 | \$11,616 | \$1,900 | \$23,360 | \$7,999 | \$1,057 | \$5,684 | \$3,010 |
| Livestock | -- | -- | -- | -- | -- | -- | -- | \$3,600 | -- | -- | -- | -- | -- | \$1 | -- |
| Miscellaneous | \$8,463 | \$35,746 | \$134,045 | \$12,677 | \$11,694 | -- | \$3,859 | \$2,807,490 | \$538,068 | \$146,170 | \$686,937 | \$167,183 | \$9,825 | \$66,586 | \$46,269 |
| TOTAL | \$10,595 | \$129,276 | \$756,331 | \$190,444 | \$129,594 | \$0 | \$4,361 | \$30,580,666 | \$3,610,851 | \$432,414 | \$8,266,448 | \$2,008,510 | \$123,561 | \$411,855 | \$805,642 |

The image features the Arizona state flag as a background. It consists of a blue field at the bottom, a red field at the top, and a central five-pointed star. The star is orange and has a white border. From the top point of the star, a series of yellow and red rays radiate upwards, creating a sunburst effect. The text "STATE ARREST DATA" is centered over the star.

STATE
ARREST
DATA

This page has been intentionally left blank.

State Arrest Data

Arrest Summary

- There were 237,392 arrests reported in 2019.
- Arrests for Part I offenses were 44,223 or 18.6 percent.
- Arrests for Part II offenses were 193,169 or 81.4 percent.
- Adult arrests were 215,778, or 90.9 percent, and juvenile arrests were 21,614, or 9.1 percent.
- Males accounted for 171,147 arrests or 72.1 percent, and females accounted for 66,245, or 27.9 percent.
- Arrests for adults between the ages of 25-29 recorded the highest number with 41,217 or 17.4 percent of the total adult arrests.
- Arrests for juveniles age 12 and under were 2,266, or 10.5 percent of the total juvenile arrests.
- Of those persons arrested, 76.7 percent were White, 14.0 percent were Black, 8.4 percent were American Indian/Alaskan Native, 0.8 percent were Asian, and 0.1 percent were Pacific Islander.
- Hispanics accounted for 29.9 percent of the arrests.
- All Other (non-traffic) recorded the highest number of arrests of a specific offense with 74,386, or 31.3 percent of the total.

Arrests by Age Group

| Indexed Offenses | Adult | | Juvenile | |
|-----------------------------------|---------------|---------------|--------------|--------------|
| | Male | Female | Male | Female |
| Murder/Non-negligent Manslaughter | 247 | 45 | 25 | -- |
| Rape | 252 | 5 | 56 | 2 |
| Robbery | 1,488 | 228 | 285 | 41 |
| Aggravated Assault | 6,129 | 1,504 | 560 | 166 |
| Burglary | 2,899 | 619 | 528 | 39 |
| Larceny-Theft | 15,453 | 9,502 | 1,380 | 870 |
| Motor Vehicle Theft | 1,033 | 326 | 315 | 47 |
| Arson | 116 | 26 | 27 | 10 |
| Human Trafficking | -- | -- | -- | -- |
| TOTAL | 27,617 | 12,255 | 3,176 | 1,175 |

Total Arrests by Offense, Race, and Ethnic Origin

| Offense Classification | Number of Arrests | Dist. | White | Black | Indian | Asian | Pacific Islander | Hispanic | Non-Hispanic |
|-------------------------------------|-------------------|----------------|----------------|---------------|---------------|--------------|------------------|---------------|----------------|
| PART I | | | | | | | | | |
| Murder/Non-negligent Manslaughter | 317 | 0.72% | 224 | 77 | 16 | -- | -- | 116 | 201 |
| Rape | 315 | 0.71% | 241 | 56 | 16 | 2 | -- | 105 | 210 |
| Robbery | 2,042 | 4.62% | 1,343 | 578 | 112 | 7 | 2 | 831 | 1,211 |
| Aggravated Assault | 8,359 | 18.90% | 5,805 | 1,656 | 818 | 73 | 7 | 2,665 | 5,694 |
| Burglary | 4,085 | 9.24% | 3,347 | 543 | 170 | 23 | 2 | 1,516 | 2,569 |
| Larceny-Theft | 27,205 | 61.52% | 20,826 | 3,777 | 2,383 | 198 | 21 | 8,031 | 19,174 |
| Motor Vehicle Theft | 1,721 | 3.89% | 1,379 | 252 | 80 | 10 | -- | 620 | 1,101 |
| Arson | 179 | 0.40% | 143 | 29 | 6 | 1 | -- | 44 | 135 |
| Human Trafficking | -- | -- | -- | -- | -- | -- | -- | -- | -- |
| PART I SUBTOTAL | 44,223 | 18.63% | 33,308 | 6,968 | 3,601 | 314 | 32 | 13,928 | 30,295 |
| PART II | | | | | | | | | |
| Manslaughter by Negligence | 38 | 0.02% | 35 | 1 | 2 | -- | -- | 15 | 23 |
| Other Assaults – Simple | 26,344 | 13.64% | 19,362 | 4,519 | 2,165 | 256 | 42 | 8,063 | 18,281 |
| Forgery and Counterfeiting | 901 | 0.47% | 726 | 149 | 16 | 10 | -- | 240 | 661 |
| Fraud | 2,227 | 1.15% | 1,775 | 332 | 105 | 14 | 1 | 578 | 1,649 |
| Embezzlement | 498 | 0.26% | 375 | 84 | 35 | 4 | -- | 150 | 348 |
| Stolen Property | 1,043 | 0.54% | 845 | 159 | 32 | 7 | -- | 399 | 644 |
| Vandalism | 10,402 | 5.38% | 8,107 | 1,491 | 700 | 86 | 18 | 3,133 | 7,269 |
| Weapons: Carrying, Possessing, Etc. | 3,101 | 1.61% | 2,430 | 584 | 73 | 11 | 3 | 1,281 | 1,820 |
| Prostitution and Comm. Vice | 280 | 0.14% | 145 | 119 | 3 | 13 | -- | 57 | 223 |
| Sex Offenses | 1,415 | 0.73% | 1,157 | 133 | 114 | 10 | 1 | 418 | 997 |
| DRUGS, SALE OR MFG. | | | | | | | | | |
| Opium, Cocaine, Derivatives | 1008 | 0.52% | 839 | 132 | 19 | 18 | -- | 393 | 615 |
| Marijuana | 544 | 0.28% | 389 | 127 | 23 | 5 | -- | 193 | 351 |
| Synthetic Narcotics | 691 | 0.36% | 610 | 61 | 16 | 3 | 1 | 280 | 411 |
| Other Dangerous Non-narcotics | 1,523 | 0.79% | 1,265 | 181 | 69 | 8 | -- | 471 | 1,052 |
| DRUGS, POSSESSION | | | | | | | | | |
| Opium, Cocaine, Derivatives | 4,542 | 2.35% | 3,905 | 496 | 109 | 28 | 4 | 1,543 | 2,999 |
| Marijuana | 11,661 | 6.04% | 8,772 | 1,865 | 934 | 75 | 15 | 3,774 | 7,887 |
| Synthetic Narcotics | 4,750 | 2.46% | 4,125 | 426 | 174 | 20 | 5 | 1,380 | 3,370 |
| Other Dangerous Non-narcotics | 6,671 | 3.45% | 5,538 | 768 | 323 | 37 | 5 | 2,050 | 4,621 |
| All Gambling | 1 | 0.00% | 1 | -- | -- | -- | -- | 1 | -- |
| Offenses Against Family/Children | 2,177 | 1.13% | 1,827 | 138 | 199 | 11 | 2 | 658 | 1,519 |
| Driving Under the Influence | 17,869 | 9.25% | 14,655 | 1,639 | 1,387 | 161 | 27 | 5,208 | 12,661 |
| Liquor Law Violations | 5,698 | 2.95% | 3,729 | 474 | 1,444 | 39 | 12 | 1,462 | 4,236 |
| Disorderly Conduct | 12,926 | 6.69% | 9,594 | 1,676 | 1,537 | 100 | 19 | 3,244 | 9,682 |
| Vagrancy | 441 | 0.23% | 299 | 104 | 36 | 1 | 1 | 97 | 344 |
| All Other, Except Traffic | 74,386 | 38.51% | 56,735 | 10,274 | 6,691 | 629 | 57 | 21,345 | 53,041 |
| Curfew/Loitering (Juveniles) | 531 | 0.27% | 454 | 66 | 8 | 3 | -- | 148 | 383 |
| Runaways (Juveniles) | 1,501 | 0.78% | 1,201 | 211 | 81 | 6 | 2 | 460 | 1,041 |
| PART II SUBTOTAL | 193,169 | 81.37% | 148,895 | 26,209 | 16,295 | 1,555 | 215 | 57,041 | 136,128 |
| TOTAL | 237,392 | 100.00% | 182,203 | 33,177 | 19,896 | 1,869 | 247 | 70,969 | 166,423 |

Juvenile Arrests by Offense, Race, and Ethnic Origin

| Offense Classification | Number of Arrests | Dist. | White | Black | Indian | Asian | Pacific Islander | Hispanic | Non-Hispanic |
|-------------------------------------|-------------------|----------------|---------------|--------------|--------------|------------|------------------|--------------|---------------|
| PART I | | | | | | | | | |
| Murder/Non-negligent Manslaughter | 25 | 0.12% | 19 | 6 | -- | -- | -- | 14 | 11 |
| Rape | 58 | 0.27% | 44 | 14 | -- | -- | -- | 20 | 38 |
| Robbery | 326 | 1.51% | 205 | 113 | 7 | 1 | -- | 143 | 183 |
| Aggravated Assault | 726 | 3.36% | 498 | 171 | 50 | 7 | -- | 276 | 450 |
| Burglary | 567 | 2.62% | 423 | 101 | 39 | 3 | 1 | 236 | 331 |
| Larceny-Theft | 2,250 | 10.41% | 1,626 | 411 | 191 | 19 | 3 | 763 | 1,487 |
| Motor Vehicle Theft | 362 | 1.67% | 261 | 91 | 8 | 2 | -- | 161 | 201 |
| Arson | 37 | 0.17% | 30 | 7 | -- | -- | -- | 11 | 26 |
| Human Trafficking | -- | -- | -- | -- | -- | -- | -- | -- | -- |
| PART I SUBTOTAL | 4,351 | 20.13% | 3,106 | 914 | 295 | 32 | 4 | 1,624 | 2,727 |
| PART II | | | | | | | | | |
| Manslaughter by Negligence | 3 | 0.01% | 2 | 1 | -- | -- | -- | 1 | 2 |
| Other Assaults – Simple | 4,042 | 18.70% | 2,971 | 826 | 207 | 34 | 4 | 1,449 | 2,593 |
| Forgery and Counterfeiting | 9 | 0.04% | 9 | -- | -- | -- | -- | 1 | 8 |
| Fraud | 76 | 0.35% | 55 | 18 | 3 | -- | -- | 26 | 50 |
| Embezzlement | 8 | 0.04% | 8 | -- | -- | -- | -- | 6 | 2 |
| Stolen Property | 103 | 0.48% | 70 | 31 | 1 | 1 | -- | 47 | 56 |
| Vandalism | 1,694 | 7.84% | 1,319 | 299 | 65 | 9 | 2 | 551 | 1,143 |
| Weapons: Carrying, Possessing, Etc. | 300 | 1.39% | 220 | 70 | 7 | 3 | -- | 155 | 145 |
| Prostitution and Comm. Vice | 3 | 0.01% | 3 | -- | -- | -- | -- | -- | 3 |
| Sex Offenses | 272 | 1.26% | 240 | 25 | 6 | 1 | -- | 112 | 160 |
| DRUGS, SALE OR MFG. | | | | | | | | | |
| Opium, Cocaine, Derivatives | 22 | 0.10% | 19 | 2 | -- | 1 | -- | 14 | 8 |
| Marijuana | 100 | 0.46% | 80 | 12 | 7 | 1 | -- | 43 | 57 |
| Synthetic Narcotics | 160 | 0.74% | 132 | 21 | 6 | -- | 1 | 66 | 94 |
| Other Dangerous Non-narcotics | 88 | 0.41% | 71 | 11 | 6 | -- | -- | 35 | 53 |
| DRUGS, POSSESSION | | | | | | | | | |
| Opium, Cocaine, Derivatives | 162 | 0.75% | 150 | 8 | 3 | 1 | -- | 85 | 77 |
| Marijuana | 1,706 | 7.89% | 1,385 | 165 | 146 | 6 | 4 | 725 | 981 |
| Synthetic Narcotics | 559 | 2.59% | 483 | 51 | 22 | 2 | 1 | 210 | 349 |
| Other Dangerous Non-narcotics | 444 | 2.05% | 380 | 23 | 39 | 2 | -- | 206 | 238 |
| All Gambling | 1 | -- | -- | -- | -- | -- | -- | 1 | -- |
| Offenses Against Family/Children | 166 | 0.77% | 147 | 8 | 11 | -- | -- | 69 | 97 |
| Driving Under the Influence | 134 | 0.62% | 121 | 3 | 9 | 1 | -- | 50 | 84 |
| Liquor Law Violations | 981 | 4.54% | 762 | 60 | 149 | 9 | 1 | 293 | 688 |
| Disorderly Conduct | 1,325 | 6.13% | 1,048 | 224 | 44 | 8 | 1 | 424 | 901 |
| Vagrancy | 41 | 0.19% | 36 | 3 | 1 | -- | 1 | 22 | 19 |
| All Other, Except Traffic | 2,832 | 13.10% | 2,387 | 285 | 138 | 19 | 3 | 1,046 | 1,786 |
| Curfew/Loitering (Juveniles) | 531 | 2.46% | 454 | 66 | 8 | 3 | -- | 148 | 383 |
| Runaways (Juveniles) | 1,501 | 6.94% | 1,201 | 211 | 81 | 6 | 2 | 460 | 1,041 |
| PART II SUBTOTAL | 17,263 | 79.86% | 13,753 | 2,423 | 959 | 107 | 20 | 6,245 | 11,018 |
| TOTAL | 21,614 | 100.00% | 16,859 | 3,337 | 1,254 | 139 | 24 | 7,869 | 13,745 |

Adult Arrests by Offense, Race, and Ethnic Origin

| Offense Classification | Number of Arrests | Dist. | White | Black | Indian | Asian | Pacific Islander | Hispanic | Non-Hispanic |
|-------------------------------------|-------------------|----------------|----------------|---------------|---------------|--------------|------------------|---------------|----------------|
| PART I | | | | | | | | | |
| Murder/Non-negligent Manslaughter | 292 | 0.14% | 205 | 71 | 16 | -- | -- | 102 | 190 |
| Rape | 257 | 0.12% | 197 | 42 | 16 | 2 | -- | 85 | 172 |
| Robbery | 1,716 | 0.80% | 1,138 | 465 | 105 | 6 | 2 | 688 | 1,028 |
| Aggravated Assault | 7,633 | 3.54% | 5,307 | 1,485 | 768 | 66 | 7 | 2,389 | 5,244 |
| Burglary | 3,518 | 1.63% | 2,924 | 442 | 131 | 20 | 1 | 1,280 | 2,238 |
| Larceny-Theft | 24,955 | 11.57% | 19,200 | 3,366 | 2,192 | 179 | 18 | 7,268 | 17,687 |
| Motor Vehicle Theft | 1,359 | 0.63% | 1,118 | 161 | 72 | 8 | -- | 459 | 900 |
| Arson | 142 | 0.07% | 113 | 22 | 6 | 1 | -- | 33 | 109 |
| Human Trafficking | -- | -- | -- | -- | -- | -- | -- | -- | -- |
| PART I SUBTOTAL | 39,872 | 18.48% | 30,202 | 6,054 | 3,306 | 282 | 28 | 12,304 | 27,568 |
| PART II | | | | | | | | | |
| Manslaughter by Negligence | 35 | 0.02% | 33 | -- | 2 | -- | -- | 14 | 21 |
| Other Assaults – Simple | 22,302 | 10.34% | 16,391 | 3,693 | 1,958 | 222 | 38 | 6,614 | 15,688 |
| Forgery and Counterfeiting | 892 | 0.41% | 717 | 149 | 16 | 10 | -- | 239 | 653 |
| Fraud | 2,151 | 1.00% | 1,720 | 314 | 102 | 14 | 1 | 552 | 1,599 |
| Embezzlement | 490 | 0.23% | 367 | 84 | 35 | 4 | -- | 144 | 346 |
| Stolen Property | 940 | 0.44% | 775 | 128 | 31 | 6 | -- | 352 | 588 |
| Vandalism | 8,708 | 4.04% | 6,788 | 1,192 | 635 | 77 | 16 | 2,582 | 6,126 |
| Weapons: Carrying, Possessing, Etc. | 2,801 | 1.30% | 2,210 | 514 | 66 | 8 | 3 | 1,126 | 1,675 |
| Prostitution and Comm. Vice | 277 | 0.13% | 142 | 119 | 3 | 13 | -- | 57 | 220 |
| Sex Offenses | 1,143 | 0.53% | 917 | 108 | 108 | 9 | 1 | 306 | 837 |
| DRUGS, SALE OR MFG. | | | | | | | | | |
| Opium, Cocaine, Derivatives | 986 | 0.46% | 820 | 130 | 19 | 17 | -- | 379 | 607 |
| Marijuana | 444 | 0.21% | 309 | 115 | 16 | 4 | -- | 150 | 294 |
| Synthetic Narcotics | 531 | 0.25% | 478 | 40 | 10 | 3 | -- | 214 | 317 |
| Other Dangerous Non-narcotics | 1,435 | 0.67% | 1,194 | 170 | 63 | 8 | -- | 436 | 999 |
| DRUGS, POSSESSION | | | | | | | | | |
| Opium, Cocaine, Derivatives | 4,380 | 2.03% | 3,755 | 488 | 106 | 27 | 4 | 1,458 | 2,922 |
| Marijuana | 9,955 | 4.61% | 7,387 | 1,700 | 788 | 69 | 11 | 3,049 | 6,906 |
| Synthetic Narcotics | 4,191 | 1.94% | 3,642 | 375 | 152 | 18 | 4 | 1,170 | 3,021 |
| Other Dangerous Non-narcotics | 6,227 | 2.89% | 5,158 | 745 | 284 | 35 | 5 | 1,844 | 4,383 |
| All Gambling | -- | -- | -- | -- | -- | -- | -- | -- | -- |
| Offenses Against Family/Children | 2,011 | 0.93% | 1,680 | 130 | 188 | 11 | 2 | 589 | 1,422 |
| Driving Under the Influence | 17,735 | 8.22% | 14,534 | 1,636 | 1,378 | 160 | 27 | 5,158 | 12,577 |
| Liquor Law Violations | 4,717 | 2.19% | 2,967 | 414 | 1,295 | 30 | 11 | 1,169 | 3,548 |
| Disorderly Conduct | 11,601 | 5.38% | 8,546 | 1,452 | 1,493 | 92 | 18 | 2,820 | 8,781 |
| Vagrancy | 400 | 0.19% | 263 | 101 | 35 | 1 | -- | 75 | 325 |
| All Other, Except Traffic | 71,554 | 33.16% | 54,348 | 9,989 | 6,553 | 610 | 54 | 20,299 | 51,255 |
| Curfew/Loitering (Juveniles) | -- | -- | -- | -- | -- | -- | -- | -- | -- |
| Runaways (Juveniles) | -- | -- | -- | -- | -- | -- | -- | -- | -- |
| PART II SUBTOTAL | 175,906 | 81.52% | 135,141 | 23,786 | 15,336 | 1,448 | 195 | 50,796 | 125,110 |
| TOTAL | 215,778 | 100.00% | 165,343 | 29,840 | 18,642 | 1,730 | 223 | 63,100 | 152,678 |

Total Arrests by Age

| Offense Classification | Under 10 | 10-12 | 13-14 | 15 | 16 | 17 | Total Under 18 | 18 | 19 | 20 | 21 | 22 | 23 | 24 | 25-29 | 30-34 | 35-39 | 40-44 | 45-49 | 50-54 | 55-59 | 60-64 | 65+ | Total Over 18 | Total All Ages | |
|------------------------------------|------------|--------------|--------------|--------------|--------------|--------------|----------------|--------------|--------------|--------------|--------------|--------------|--------------|--------------|---------------|---------------|---------------|---------------|---------------|---------------|--------------|--------------|--------------|----------------|----------------|--|
| PART I | | | | | | | | | | | | | | | | | | | | | | | | | | |
| Murder/Non-negligent Manslaugh | -- | -- | 3 | 3 | 9 | 10 | 25 | 20 | 17 | 26 | 15 | 13 | 7 | 15 | 40 | 44 | 35 | 15 | 13 | 7 | 14 | 6 | 5 | 292 | 317 | |
| Rape | -- | 8 | 19 | 6 | 11 | 14 | 58 | 12 | 8 | 6 | 15 | 12 | 7 | 10 | 33 | 37 | 35 | 22 | 23 | 14 | 14 | 3 | 6 | 257 | 315 | |
| Robbery | -- | 7 | 44 | 94 | 102 | 79 | 326 | 119 | 106 | 107 | 93 | 83 | 59 | 67 | 362 | 312 | 186 | 76 | 64 | 33 | 35 | 12 | 2 | 1,716 | 2,042 | |
| Aggravated Assault | 17 | 70 | 178 | 155 | 139 | 167 | 726 | 174 | 198 | 229 | 234 | 257 | 270 | 275 | 1,527 | 1,340 | 1,029 | 686 | 484 | 377 | 255 | 160 | 138 | 7,633 | 8,359 | |
| Burglary | 3 | 45 | 187 | 114 | 117 | 101 | 567 | 139 | 129 | 94 | 118 | 132 | 145 | 138 | 824 | 606 | 508 | 273 | 162 | 128 | 74 | 23 | 25 | 3,518 | 4,085 | |
| Larceny-Theft | 22 | 194 | 548 | 466 | 531 | 489 | 2,250 | 741 | 772 | 781 | 813 | 813 | 811 | 856 | 5,167 | 4,644 | 3,271 | 2,161 | 1,485 | 1,134 | 833 | 367 | 306 | 24,955 | 27,205 | |
| Motor Vehicle Theft | -- | 10 | 94 | 106 | 100 | 52 | 362 | 54 | 36 | 42 | 50 | 59 | 47 | 54 | 302 | 237 | 229 | 112 | 66 | 32 | 21 | 12 | 6 | 1,359 | 1,721 | |
| Arson | 2 | 11 | 9 | 5 | 8 | 2 | 37 | 4 | 3 | 8 | -- | 2 | 4 | 4 | 27 | 14 | 23 | 14 | 8 | 12 | 7 | 6 | 6 | 142 | 179 | |
| Human Trafficking | -- | -- | -- | -- | -- | -- | -- | -- | -- | -- | -- | -- | -- | -- | -- | -- | -- | -- | -- | -- | -- | -- | -- | 0 | 0 | |
| PART I SUBTOTAL | 44 | 345 | 1,082 | 949 | 1,017 | 914 | 4,351 | 1,263 | 1,269 | 1,293 | 1,338 | 1,371 | 1,350 | 1,419 | 8,282 | 7,234 | 5,316 | 3,359 | 2,305 | 1,737 | 1,253 | 589 | 494 | 39,872 | 44,223 | |
| PART II | | | | | | | | | | | | | | | | | | | | | | | | | | |
| Manslaughter by Negligence | -- | -- | -- | -- | 1 | 2 | 3 | -- | 1 | 4 | 3 | 3 | 2 | 5 | 4 | 4 | 1 | 3 | -- | 1 | -- | 1 | 35 | 38 | | |
| Other Assaults – Simple | 84 | 675 | 1,192 | 737 | 709 | 645 | 4,042 | 534 | 595 | 611 | 771 | 768 | 816 | 843 | 4,180 | 3,625 | 2,816 | 2,060 | 1,668 | 1,181 | 910 | 494 | 430 | 22,302 | 26,344 | |
| Forgery and Counterfeiting | -- | 1 | 2 | -- | 4 | 2 | 9 | 10 | 15 | 27 | 17 | 26 | 18 | 29 | 182 | 141 | 159 | 115 | 51 | 48 | 30 | 18 | 6 | 892 | 901 | |
| Fraud | -- | 6 | 14 | 23 | 18 | 15 | 76 | 42 | 31 | 45 | 50 | 50 | 64 | 65 | 395 | 382 | 348 | 247 | 152 | 107 | 101 | 44 | 28 | 2,151 | 2,227 | |
| Embezzlement | -- | -- | 1 | -- | -- | 7 | 8 | 10 | 8 | 11 | 16 | 31 | 15 | 14 | 109 | 97 | 70 | 41 | 29 | 20 | 14 | 3 | 2 | 490 | 498 | |
| Stolen Property | -- | -- | 18 | 28 | 26 | 31 | 103 | 38 | 25 | 40 | 41 | 31 | 33 | 33 | 216 | 163 | 118 | 91 | 45 | 34 | 21 | 7 | 4 | 940 | 1,043 | |
| Vandalism | 39 | 212 | 511 | 312 | 341 | 279 | 1,694 | 292 | 278 | 291 | 320 | 307 | 283 | 357 | 1,768 | 1,444 | 1,119 | 716 | 539 | 413 | 298 | 146 | 137 | 8,708 | 10,402 | |
| Weapons: Carrying, Possessing, Etc | 1 | 10 | 43 | 49 | 85 | 112 | 300 | 133 | 128 | 111 | 110 | 87 | 108 | 117 | 529 | 453 | 364 | 224 | 181 | 105 | 79 | 49 | 23 | 2,801 | 3,101 | |
| Prostitution and Comm. Vice | -- | -- | 1 | -- | 1 | 1 | 3 | 6 | 12 | 8 | 17 | 13 | 8 | 10 | 66 | 35 | 30 | 16 | 13 | 15 | 14 | 3 | 11 | 277 | 280 | |
| Sex Offenses | 6 | 46 | 88 | 41 | 37 | 54 | 272 | 44 | 40 | 28 | 37 | 25 | 30 | 34 | 155 | 167 | 118 | 121 | 100 | 70 | 68 | 52 | 54 | 1,143 | 1,415 | |
| DRUGS, SALE OR MFG. | | | | | | | | | | | | | | | | | | | | | | | | | | |
| Opium, Cocaine, Derivatives | -- | 1 | 3 | 3 | 6 | 9 | 22 | 29 | 26 | 27 | 37 | 42 | 27 | 33 | 223 | 173 | 123 | 88 | 67 | 35 | 25 | 22 | 9 | 986 | 1,008 | |
| Marijuana | -- | 6 | 23 | 19 | 28 | 24 | 100 | 34 | 33 | 24 | 25 | 19 | 28 | 21 | 86 | 57 | 31 | 32 | 25 | 12 | 6 | 7 | 4 | 444 | 544 | |
| Synthetic Narcotics | 2 | 18 | 53 | 30 | 29 | 28 | 160 | 22 | 21 | 15 | 16 | 13 | 17 | 13 | 94 | 83 | 55 | 56 | 47 | 28 | 30 | 13 | 8 | 531 | 691 | |
| Other Dangerous Non-narcotics | -- | 7 | 21 | 22 | 25 | 13 | 88 | 26 | 29 | 36 | 32 | 24 | 48 | 54 | 264 | 253 | 202 | 155 | 98 | 105 | 70 | 25 | 14 | 1,435 | 1,523 | |
| DRUGS (POSSESSION) | | | | | | | | | | | | | | | | | | | | | | | | | | |
| Opium, Cocaine, Derivatives | 1 | 9 | 36 | 34 | 36 | 46 | 162 | 138 | 119 | 139 | 150 | 158 | 169 | 172 | 1,102 | 886 | 510 | 306 | 240 | 139 | 103 | 34 | 15 | 4,380 | 4,542 | |
| Marijuana | 1 | 90 | 445 | 318 | 392 | 460 | 1,706 | 736 | 728 | 602 | 548 | 508 | 416 | 435 | 1,741 | 1,346 | 951 | 618 | 443 | 369 | 286 | 136 | 92 | 9,955 | 11,661 | |
| Synthetic Narcotics | 2 | 24 | 123 | 131 | 149 | 130 | 559 | 109 | 98 | 92 | 112 | 111 | 147 | 133 | 789 | 773 | 584 | 436 | 308 | 225 | 192 | 57 | 25 | 4,191 | 4,750 | |
| Other Dangerous Non-narcotics | 1 | 10 | 103 | 106 | 114 | 110 | 444 | 112 | 98 | 119 | 131 | 148 | 169 | 173 | 1,116 | 1,118 | 927 | 705 | 512 | 431 | 300 | 126 | 42 | 6,227 | 6,671 | |
| All Gambling | -- | -- | -- | -- | -- | 1 | 1 | -- | -- | -- | -- | -- | -- | -- | -- | -- | -- | -- | -- | -- | -- | -- | -- | 0 | 1 | |
| Offenses Against Family/Children | 3 | 10 | 53 | 45 | 25 | 30 | 166 | 47 | 44 | 41 | 60 | 47 | 67 | 49 | 323 | 381 | 334 | 195 | 130 | 97 | 91 | 64 | 41 | 2,011 | 2,177 | |
| Driving Under the Influence | -- | -- | 4 | 4 | 38 | 88 | 134 | 270 | 339 | 387 | 604 | 707 | 758 | 701 | 3,425 | 2,717 | 2,013 | 1,490 | 1,222 | 1,053 | 872 | 598 | 579 | 17,735 | 17,869 | |
| Liquor Law Violations | -- | 25 | 169 | 204 | 269 | 314 | 981 | 515 | 459 | 481 | 99 | 86 | 86 | 106 | 444 | 430 | 372 | 382 | 377 | 309 | 254 | 192 | 125 | 4,717 | 5,698 | |
| Disorderly Conduct | 26 | 148 | 386 | 269 | 257 | 239 | 1,325 | 198 | 241 | 251 | 397 | 403 | 388 | 373 | 2,045 | 1,827 | 1,590 | 1,097 | 923 | 728 | 538 | 325 | 277 | 11,601 | 12,926 | |
| Vagrancy | -- | 1 | 11 | 11 | 12 | 6 | 41 | 4 | 5 | 10 | 5 | 13 | 8 | 10 | 52 | 44 | 43 | 40 | 52 | 53 | 35 | 17 | 9 | 400 | 441 | |
| All Other, Except Traffic | 23 | 216 | 747 | 584 | 612 | 650 | 2,832 | 1,101 | 1,411 | 1,519 | 1,862 | 1,989 | 2,037 | 2,244 | 13,626 | 12,600 | 10,092 | 7,163 | 5,399 | 4,150 | 3,313 | 1,792 | 1,256 | 71,554 | 74,386 | |
| Curfew/Loitering (Juveniles) | -- | 29 | 153 | 132 | 120 | 97 | 531 | -- | -- | -- | -- | -- | -- | -- | -- | -- | -- | -- | -- | -- | -- | -- | -- | 0 | 531 | |
| Runaways (Juveniles) | 9 | 135 | 409 | 333 | 319 | 296 | 1,501 | -- | -- | -- | -- | -- | -- | -- | -- | -- | -- | -- | -- | -- | -- | -- | -- | 0 | 1,501 | |
| PART II SUBTOTAL | 198 | 1,679 | 4,609 | 3,435 | 3,653 | 3,689 | 17,263 | 4,450 | 4,784 | 4,919 | 5,460 | 5,609 | 5,743 | 6,021 | 32,935 | 29,199 | 22,973 | 16,395 | 12,624 | 9,727 | 7,651 | 4,224 | 3,192 | 175,906 | 193,169 | |
| TOTAL | 242 | 2,024 | 5,691 | 4,384 | 4,670 | 4,603 | 21,614 | 5,713 | 6,053 | 6,212 | 6,798 | 6,980 | 7,093 | 7,440 | 41,217 | 36,433 | 28,289 | 19,754 | 14,929 | 11,464 | 8,904 | 4,813 | 3,686 | 215,778 | 237,392 | |

Juvenile Male Arrests by Age

| Offense Classification | Age | | | | | | Total |
|-------------------------------------|------------|--------------|--------------|--------------|--------------|--------------|---------------|
| | Under 10 | 10-12 | 13-14 | 15 | 16 | 17 | |
| PART I | | | | | | | |
| Murder/Non-negligent Manslaughter | -- | -- | 3 | 3 | 9 | 10 | 25 |
| Rape | -- | 8 | 18 | 5 | 11 | 14 | 56 |
| Robbery | -- | 6 | 31 | 84 | 93 | 71 | 285 |
| Aggravated Assault | 15 | 50 | 137 | 117 | 112 | 129 | 560 |
| Burglary | 2 | 42 | 166 | 112 | 113 | 93 | 528 |
| Larceny-Theft | 20 | 120 | 364 | 279 | 295 | 302 | 1,380 |
| Motor Vehicle Theft | -- | 7 | 81 | 91 | 87 | 49 | 315 |
| Arson | -- | 7 | 9 | 4 | 6 | 1 | 27 |
| Human Trafficking | -- | -- | -- | -- | -- | -- | -- |
| PART I SUBTOTAL | 37 | 240 | 809 | 695 | 726 | 669 | 3,176 |
| PART II | | | | | | | |
| Manslaughter by Negligence | -- | -- | -- | -- | 1 | 2 | 3 |
| Other Assaults – Simple | 63 | 444 | 736 | 430 | 468 | 406 | 2,547 |
| Forgery and Counterfeiting | -- | 1 | 1 | -- | 2 | 2 | 6 |
| Fraud | -- | 4 | 11 | 19 | 11 | 11 | 56 |
| Embezzlement | -- | -- | 1 | -- | -- | 1 | 2 |
| Stolen Property | -- | -- | 17 | 25 | 24 | 28 | 94 |
| Vandalism | 33 | 145 | 400 | 234 | 262 | 214 | 1,288 |
| Weapons: Carrying, Possessing, Etc. | 1 | 9 | 42 | 48 | 81 | 105 | 286 |
| Prostitution and Comm. Vice | -- | -- | 1 | -- | 1 | 1 | 3 |
| Sex Offenses | 3 | 41 | 80 | 40 | 34 | 51 | 249 |
| DRUGS, SALE OR MFG. | | | | | | | |
| Opium, Cocaine, Derivatives | -- | 1 | 2 | 1 | 6 | 9 | 19 |
| Marijuana | -- | 5 | 21 | 16 | 27 | 21 | 90 |
| Synthetic Narcotics | 1 | 12 | 32 | 27 | 23 | 25 | 120 |
| Other Dangerous Non-narcotics | -- | 5 | 18 | 17 | 16 | 11 | 67 |
| DRUGS, POSSESSION | | | | | | | |
| Opium, Cocaine, Derivatives | 1 | 6 | 24 | 24 | 30 | 37 | 122 |
| Marijuana | 1 | 58 | 277 | 223 | 299 | 348 | 1,206 |
| Synthetic Narcotics | 2 | 11 | 80 | 93 | 117 | 102 | 405 |
| Other Dangerous Non-narcotics | 1 | 7 | 65 | 74 | 85 | 83 | 315 |
| All Gambling | -- | -- | -- | -- | -- | -- | -- |
| Offenses Against Family/Children | 3 | 2 | 40 | 31 | 16 | 18 | 110 |
| Driving Under the Influence | -- | -- | 3 | 2 | 26 | 78 | 109 |
| Liquor Law Violations | -- | 13 | 85 | 104 | 171 | 198 | 571 |
| Disorderly Conduct | 22 | 104 | 241 | 154 | 164 | 160 | 845 |
| Vagrancy | -- | 1 | 9 | 6 | 8 | 6 | 30 |
| All Other, Except Traffic | 16 | 155 | 537 | 436 | 466 | 462 | 2,072 |
| Curfew/Loitering (Juveniles) | -- | 24 | 92 | 83 | 73 | 68 | 340 |
| Runaways (Juveniles) | 8 | 80 | 213 | 172 | 160 | 149 | 782 |
| PART II SUBTOTAL | 155 | 1,128 | 3,028 | 2,259 | 2,571 | 2,596 | 11,737 |
| TOTAL | 192 | 1,368 | 3,837 | 2,954 | 3,297 | 3,265 | 14,913 |

Juvenile Female Arrests by Age

| Offense Classification | Age | | | | | | Total |
|-------------------------------------|-----------|------------|--------------|--------------|--------------|--------------|--------------|
| | Under 10 | 10-12 | 13-14 | 15 | 16 | 17 | |
| PART I | | | | | | | |
| Murder/Non-negligent Manslaughter | -- | -- | -- | -- | -- | -- | -- |
| Rape | -- | -- | 1 | 1 | -- | -- | 2 |
| Robbery | -- | 1 | 13 | 10 | 9 | 8 | 41 |
| Aggravated Assault | 2 | 20 | 41 | 38 | 27 | 38 | 166 |
| Burglary | 1 | 3 | 21 | 2 | 4 | 8 | 39 |
| Larceny-Theft | 2 | 74 | 184 | 187 | 236 | 187 | 870 |
| Motor Vehicle Theft | -- | 3 | 13 | 15 | 13 | 3 | 47 |
| Arson | 2 | 4 | -- | 1 | 2 | 1 | 10 |
| Human Trafficking | -- | -- | -- | -- | -- | -- | -- |
| PART I SUBTOTAL | 7 | 105 | 273 | 254 | 291 | 245 | 1,175 |
| PART II | | | | | | | |
| Manslaughter by Negligence | -- | -- | -- | -- | -- | -- | -- |
| Other Assaults – Simple | 21 | 231 | 456 | 307 | 241 | 239 | 1,495 |
| Forgery and Counterfeiting | -- | -- | 1 | -- | 2 | -- | 3 |
| Fraud | -- | 2 | 3 | 4 | 7 | 4 | 20 |
| Embezzlement | -- | -- | -- | -- | -- | 6 | 6 |
| Stolen Property | -- | -- | 1 | 3 | 2 | 3 | 9 |
| Vandalism | 6 | 67 | 111 | 78 | 79 | 65 | 406 |
| Weapons: Carrying, Possessing, Etc. | -- | 1 | 1 | 1 | 4 | 7 | 14 |
| Prostitution and Comm. Vice | -- | -- | -- | -- | -- | -- | -- |
| Sex Offenses | 3 | 5 | 8 | 1 | 3 | 3 | 23 |
| DRUGS, SALE OR MFG. | | | | | | | |
| Opium, Cocaine, Derivatives | -- | -- | 1 | 2 | -- | -- | 3 |
| Marijuana | -- | 1 | 2 | 3 | 1 | 3 | 10 |
| Synthetic Narcotics | 1 | 6 | 21 | 3 | 6 | 3 | 40 |
| Other Dangerous Non-narcotics | -- | 2 | 3 | 5 | 9 | 2 | 21 |
| DRUGS, POSSESSION | | | | | | | |
| Opium, Cocaine, Derivatives | -- | 3 | 12 | 10 | 6 | 9 | 40 |
| Marijuana | -- | 32 | 168 | 95 | 93 | 112 | 500 |
| Synthetic Narcotics | -- | 13 | 43 | 38 | 32 | 28 | 154 |
| Other Dangerous Non-narcotics | -- | 3 | 38 | 32 | 29 | 27 | 129 |
| All Gambling | -- | -- | -- | -- | -- | 1 | 1 |
| Offenses Against Family/Children | -- | 8 | 13 | 14 | 9 | 12 | 56 |
| Driving Under the Influence | -- | -- | 1 | 2 | 12 | 10 | 25 |
| Liquor Law Violations | -- | 12 | 84 | 100 | 98 | 116 | 410 |
| Disorderly Conduct | 4 | 44 | 145 | 115 | 93 | 79 | 480 |
| Vagrancy | -- | -- | 2 | 5 | 4 | -- | 11 |
| All Other, Except Traffic | 7 | 61 | 210 | 148 | 146 | 188 | 760 |
| Curfew/Loitering (Juveniles) | -- | 5 | 61 | 49 | 47 | 29 | 191 |
| Runaways (Juveniles) | 1 | 55 | 196 | 161 | 159 | 147 | 719 |
| PART II SUBTOTAL | 43 | 551 | 1,581 | 1,176 | 1,082 | 1,093 | 5,526 |
| TOTAL | 50 | 656 | 1,854 | 1,430 | 1,373 | 1,338 | 6,701 |

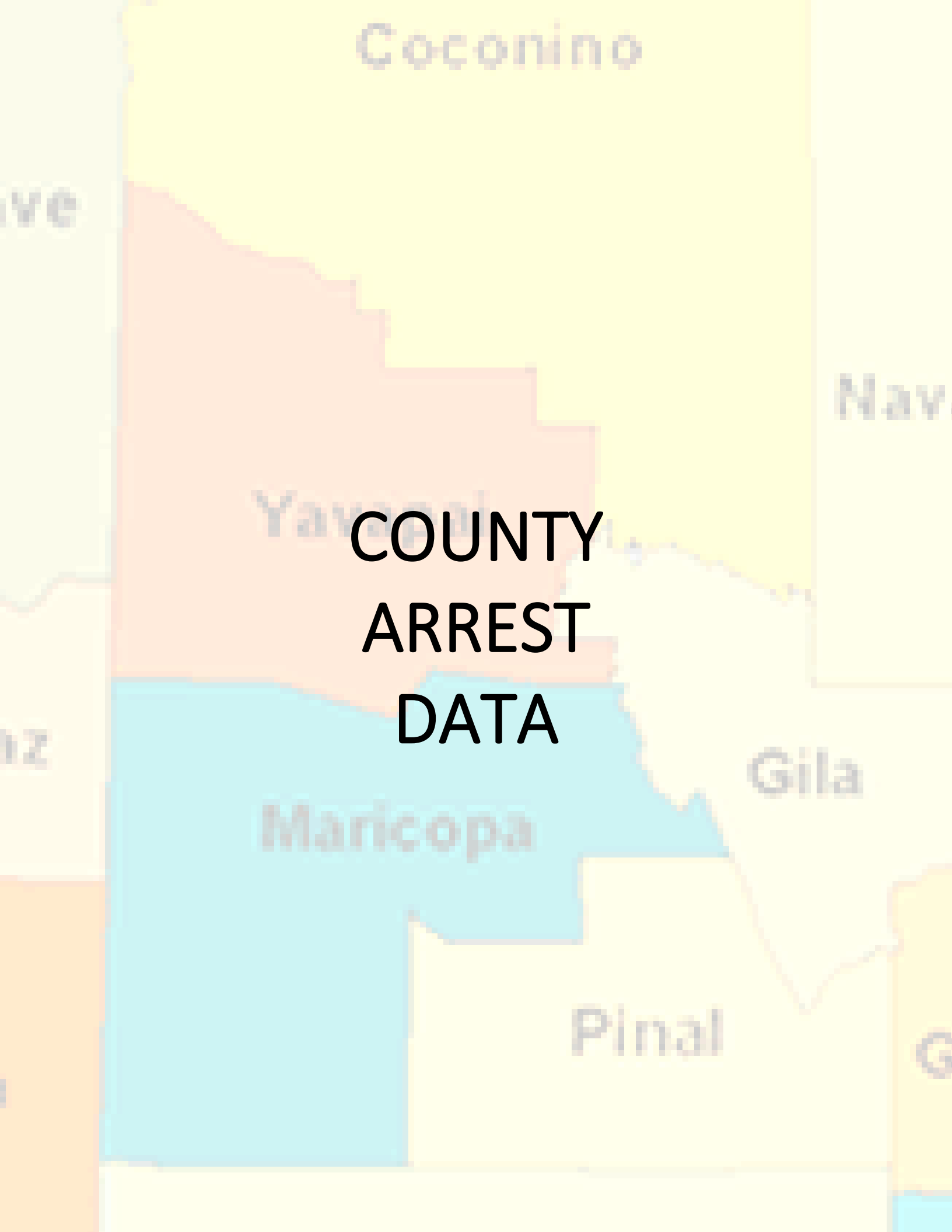
Total Arrests by Age for Adult Males

| Offense Classification | Age | | | | | | | | | | | | | | | | Total Arrests |
|-------------------------------------|--------------|--------------|--------------|--------------|--------------|--------------|--------------|---------------|---------------|---------------|---------------|---------------|--------------|--------------|--------------|--------------|----------------|
| | 18 | 19 | 20 | 21 | 22 | 23 | 24 | 25-29 | 30-34 | 35-39 | 40-44 | 45-49 | 50-54 | 55-59 | 60-64 | 65+ | |
| PART I | | | | | | | | | | | | | | | | | |
| Murder/Non-negligent Manslaughter | 20 | 14 | 25 | 10 | 10 | 5 | 11 | 34 | 40 | 28 | 14 | 8 | 6 | 11 | 6 | 5 | 247 |
| Rape | 12 | 8 | 6 | 14 | 12 | 7 | 9 | 32 | 36 | 34 | 22 | 23 | 14 | 14 | 3 | 6 | 252 |
| Robbery | 109 | 99 | 96 | 76 | 77 | 49 | 54 | 312 | 253 | 158 | 70 | 60 | 30 | 32 | 11 | 2 | 1,488 |
| Aggravated Assault | 146 | 163 | 190 | 198 | 205 | 211 | 234 | 1,214 | 1,069 | 819 | 559 | 392 | 292 | 189 | 135 | 113 | 6,129 |
| Burglary | 128 | 115 | 83 | 103 | 112 | 126 | 109 | 678 | 485 | 397 | 229 | 134 | 95 | 62 | 21 | 22 | 2,899 |
| Larceny-theft | 461 | 479 | 492 | 508 | 524 | 551 | 543 | 3,362 | 2,823 | 1,939 | 1,243 | 878 | 679 | 545 | 230 | 196 | 15,453 |
| Motor Vehicle Theft | 46 | 28 | 34 | 38 | 41 | 30 | 36 | 222 | 176 | 172 | 93 | 56 | 27 | 17 | 11 | 6 | 1,033 |
| Arson | 3 | 3 | 7 | -- | 2 | 4 | 2 | 24 | 11 | 20 | 8 | 6 | 9 | 6 | 5 | 6 | 116 |
| Human Trafficking | -- | -- | -- | -- | -- | -- | -- | -- | -- | -- | -- | -- | -- | -- | -- | -- | -- |
| PART I SUBTOTAL | 925 | 909 | 933 | 947 | 983 | 983 | 998 | 5,878 | 4,893 | 3,567 | 2,238 | 1,557 | 1,152 | 876 | 422 | 356 | 27,617 |
| PART II | | | | | | | | | | | | | | | | | |
| Manslaughter by Negligence | -- | 1 | 4 | 2 | 3 | 3 | 2 | 5 | 4 | 3 | 1 | 2 | -- | 1 | -- | 1 | 32 |
| Other Assaults-Simple | 349 | 379 | 371 | 502 | 485 | 544 | 579 | 2,868 | 2,587 | 1,975 | 1,488 | 1,174 | 864 | 651 | 353 | 319 | 15,488 |
| Forgery and Counterfeiting | 6 | 11 | 20 | 11 | 16 | 13 | 19 | 126 | 84 | 104 | 74 | 31 | 33 | 22 | 10 | 3 | 583 |
| Fraud | 28 | 19 | 31 | 35 | 34 | 40 | 36 | 264 | 230 | 230 | 155 | 98 | 75 | 76 | 35 | 18 | 1,404 |
| Embezzlement | 5 | 3 | 6 | 10 | 26 | 8 | 11 | 79 | 58 | 42 | 21 | 19 | 13 | 11 | 2 | -- | 314 |
| Stolen Property | 30 | 19 | 32 | 29 | 26 | 26 | 27 | 170 | 121 | 84 | 72 | 39 | 27 | 18 | 6 | 3 | 729 |
| Vandalism | 233 | 201 | 208 | 244 | 228 | 221 | 268 | 1,340 | 1,077 | 821 | 523 | 394 | 302 | 224 | 112 | 116 | 6,512 |
| Weapons: Carrying, Possessing, Etc. | 130 | 122 | 100 | 104 | 84 | 99 | 106 | 468 | 392 | 311 | 193 | 157 | 97 | 74 | 47 | 22 | 2,506 |
| Prostitution and Comm. Vice | 1 | 3 | 1 | 4 | 3 | 1 | -- | 21 | 13 | 9 | 10 | 5 | 4 | 9 | 2 | 11 | 97 |
| Sex Offenses | 42 | 35 | 26 | 36 | 24 | 27 | 31 | 142 | 152 | 100 | 109 | 87 | 65 | 66 | 50 | 52 | 1,044 |
| DRUGS, SALE OR MFG. | | | | | | | | | | | | | | | | | |
| Opium, Cocaine, Derivatives | 24 | 20 | 21 | 35 | 32 | 20 | 26 | 163 | 129 | 96 | 70 | 58 | 29 | 21 | 15 | 6 | 765 |
| Marijuana | 28 | 29 | 23 | 23 | 16 | 25 | 15 | 73 | 46 | 24 | 25 | 19 | 10 | 4 | 7 | 4 | 371 |
| Synthetic Narcotics | 19 | 15 | 13 | 14 | 8 | 10 | 7 | 70 | 55 | 42 | 44 | 36 | 21 | 24 | 8 | 6 | 392 |
| Other Dangerous Non-narcotics | 20 | 21 | 23 | 24 | 16 | 32 | 36 | 194 | 172 | 126 | 103 | 73 | 75 | 57 | 16 | 13 | 1,001 |
| DRUGS, POSSESSION | | | | | | | | | | | | | | | | | |
| Opium, Cocaine, Derivatives | 109 | 89 | 102 | 103 | 116 | 120 | 118 | 804 | 631 | 346 | 228 | 172 | 109 | 85 | 29 | 11 | 3,172 |
| Marijuana | 535 | 548 | 438 | 414 | 397 | 337 | 347 | 1,381 | 1,016 | 709 | 473 | 339 | 294 | 246 | 115 | 75 | 7,664 |
| Synthetic Narcotics | 87 | 67 | 65 | 80 | 69 | 109 | 98 | 560 | 522 | 420 | 293 | 224 | 171 | 148 | 45 | 20 | 2,978 |
| Other Dangerous Non-narcotics | 79 | 64 | 78 | 92 | 111 | 119 | 137 | 774 | 775 | 640 | 511 | 390 | 325 | 250 | 105 | 35 | 4,485 |
| All Gambling | -- | -- | -- | -- | -- | -- | -- | -- | -- | -- | -- | -- | -- | -- | -- | -- | -- |
| Offenses Against Family/Children | 33 | 29 | 23 | 34 | 32 | 37 | 32 | 214 | 229 | 214 | 131 | 87 | 60 | 63 | 41 | 28 | 1,287 |
| Driving Under the Influence | 196 | 257 | 301 | 432 | 531 | 549 | 518 | 2,517 | 2,021 | 1,472 | 1,088 | 872 | 781 | 650 | 469 | 440 | 13,094 |
| Liquor Law Violations | 320 | 303 | 326 | 74 | 61 | 67 | 84 | 327 | 315 | 277 | 287 | 309 | 248 | 219 | 178 | 106 | 3,501 |
| Disorderly Conduct | 135 | 170 | 173 | 292 | 299 | 274 | 284 | 1,548 | 1,358 | 1,137 | 802 | 671 | 533 | 396 | 252 | 206 | 8,530 |
| Vagrancy | 3 | 4 | 9 | 4 | 10 | 7 | 7 | 37 | 31 | 30 | 28 | 36 | 42 | 26 | 13 | 7 | 294 |
| All Other, Except Traffic | 825 | 1,037 | 1,117 | 1,363 | 1,481 | 1,514 | 1,693 | 9,886 | 9,099 | 7,047 | 5,106 | 3,975 | 3,150 | 2,587 | 1,509 | 985 | 52,374 |
| PART II SUBTOTAL | 3,237 | 3,446 | 3,511 | 3,961 | 4,108 | 4,202 | 4,481 | 24,031 | 21,117 | 16,259 | 11,835 | 9,267 | 7,328 | 5,928 | 3,419 | 2,487 | 128,617 |
| TOTAL | 4,162 | 4,355 | 4,444 | 4,908 | 5,091 | 5,185 | 5,479 | 29,909 | 26,010 | 19,826 | 14,073 | 10,824 | 8,480 | 6,804 | 3,841 | 2,843 | 156,234 |

Total Arrests by Age for Adult Females

| Offense Classification | Age | | | | | | | | | | | | | | | | Total Arrests |
|-------------------------------------|--------------|--------------|--------------|--------------|--------------|--------------|--------------|---------------|---------------|--------------|--------------|--------------|--------------|--------------|------------|------------|---------------|
| | 18 | 19 | 20 | 21 | 22 | 23 | 24 | 25-29 | 30-34 | 35-39 | 40-44 | 45-49 | 50-54 | 55-59 | 60-64 | 65+ | |
| PART I | | | | | | | | | | | | | | | | | |
| Murder/Non-negligent Manslaughter | -- | 3 | 1 | 5 | 3 | 2 | 4 | 6 | 4 | 7 | 1 | 5 | 1 | 3 | -- | -- | 45 |
| Rape | -- | -- | -- | 1 | -- | -- | 1 | 1 | 1 | 1 | -- | -- | -- | -- | -- | -- | 5 |
| Robbery | 10 | 7 | 11 | 17 | 6 | 10 | 13 | 50 | 59 | 28 | 6 | 4 | 3 | 3 | 1 | -- | 228 |
| Aggravated Assault | 28 | 35 | 39 | 36 | 52 | 59 | 41 | 313 | 271 | 210 | 127 | 92 | 85 | 66 | 25 | 25 | 1,504 |
| Burglary | 11 | 14 | 11 | 15 | 20 | 19 | 29 | 146 | 121 | 111 | 44 | 28 | 33 | 12 | 2 | 3 | 619 |
| Larceny-Theft | 280 | 293 | 289 | 305 | 289 | 260 | 313 | 1,805 | 1,821 | 1,332 | 918 | 607 | 455 | 288 | 137 | 110 | 9,502 |
| Motor Vehicle Theft | 8 | 8 | 8 | 12 | 18 | 17 | 18 | 80 | 61 | 57 | 19 | 10 | 5 | 4 | 1 | -- | 326 |
| Arson | 1 | -- | 1 | -- | -- | -- | 2 | 3 | 3 | 3 | 6 | 2 | 3 | 1 | 1 | -- | 26 |
| Human Trafficking | -- | -- | -- | -- | -- | -- | -- | -- | -- | -- | -- | -- | -- | -- | -- | -- | -- |
| PART I SUBTOTAL | 338 | 360 | 360 | 391 | 388 | 367 | 421 | 2,404 | 2,341 | 1,749 | 1,121 | 748 | 585 | 377 | 167 | 138 | 12,255 |
| PART II | | | | | | | | | | | | | | | | | |
| Manslaughter by Negligence | -- | -- | -- | 1 | -- | -- | -- | -- | -- | 1 | -- | 1 | -- | -- | -- | -- | 3 |
| Other Assaults – Simple | 185 | 216 | 240 | 269 | 283 | 272 | 264 | 1,312 | 1,038 | 841 | 572 | 494 | 317 | 259 | 141 | 111 | 6,814 |
| Forgery and Counterfeiting | 4 | 4 | 7 | 6 | 10 | 5 | 10 | 56 | 57 | 55 | 41 | 20 | 15 | 8 | 8 | 3 | 309 |
| Fraud | 14 | 12 | 14 | 15 | 16 | 24 | 29 | 131 | 152 | 118 | 92 | 54 | 32 | 25 | 9 | 10 | 747 |
| Embezzlement | 5 | 5 | 5 | 6 | 5 | 7 | 3 | 30 | 39 | 28 | 20 | 10 | 7 | 3 | 1 | 2 | 176 |
| Stolen Property | 8 | 6 | 8 | 12 | 5 | 7 | 6 | 46 | 42 | 34 | 19 | 6 | 7 | 3 | 1 | 1 | 211 |
| Vandalism | 59 | 77 | 83 | 76 | 79 | 62 | 89 | 428 | 367 | 298 | 193 | 145 | 111 | 74 | 34 | 21 | 2,196 |
| Weapons: Carrying, Possessing, Etc. | 3 | 6 | 11 | 6 | 3 | 9 | 11 | 61 | 61 | 53 | 31 | 24 | 8 | 5 | 2 | 1 | 295 |
| Prostitution and Comm. Vice | 5 | 9 | 7 | 13 | 10 | 7 | 10 | 45 | 22 | 21 | 6 | 8 | 11 | 5 | 1 | -- | 180 |
| Sex Offenses | 2 | 5 | 2 | 1 | 1 | 3 | 3 | 13 | 15 | 18 | 12 | 13 | 5 | 2 | 2 | 2 | 99 |
| DRUGS, SALE OR MFG. | | | | | | | | | | | | | | | | | |
| Opium, Cocaine, Derivatives | 5 | 6 | 6 | 2 | 10 | 7 | 7 | 60 | 44 | 27 | 18 | 9 | 6 | 4 | 7 | 3 | 221 |
| Marijuana | 6 | 4 | 1 | 2 | 3 | 3 | 6 | 13 | 11 | 7 | 7 | 6 | 2 | 2 | -- | -- | 73 |
| Synthetic Narcotics | 3 | 6 | 2 | 2 | 5 | 7 | 6 | 24 | 28 | 13 | 12 | 11 | 7 | 6 | 5 | 2 | 139 |
| Other Dangerous Non-narcotics | 6 | 8 | 13 | 8 | 8 | 16 | 18 | 70 | 81 | 76 | 52 | 25 | 30 | 13 | 9 | 1 | 434 |
| DRUGS, POSSESSION | | | | | | | | | | | | | | | | | |
| Opium, Cocaine, Derivatives | 29 | 30 | 37 | 47 | 42 | 49 | 54 | 298 | 255 | 164 | 78 | 68 | 30 | 18 | 5 | 4 | 1,208 |
| Marijuana | 201 | 180 | 164 | 134 | 111 | 79 | 88 | 360 | 330 | 242 | 145 | 104 | 75 | 40 | 21 | 17 | 2,291 |
| Synthetic Narcotics | 22 | 31 | 27 | 32 | 42 | 38 | 35 | 229 | 251 | 164 | 143 | 84 | 54 | 44 | 12 | 5 | 1,213 |
| Other Dangerous Non-narcotics | 33 | 34 | 41 | 39 | 37 | 50 | 36 | 342 | 343 | 287 | 194 | 122 | 106 | 50 | 21 | 7 | 1,742 |
| All Gambling | -- | -- | -- | -- | -- | -- | -- | -- | -- | -- | -- | -- | -- | -- | -- | -- | 0 |
| Offenses Against Family/Children | 14 | 15 | 18 | 26 | 15 | 30 | 17 | 109 | 152 | 120 | 64 | 43 | 37 | 28 | 23 | 13 | 724 |
| Driving Under the Influence | 74 | 82 | 86 | 172 | 176 | 209 | 183 | 908 | 696 | 541 | 402 | 350 | 272 | 222 | 129 | 139 | 4,641 |
| Liquor Law Violations | 195 | 156 | 155 | 25 | 25 | 19 | 22 | 117 | 115 | 95 | 95 | 68 | 61 | 35 | 14 | 19 | 1,216 |
| Disorderly Conduct | 63 | 71 | 78 | 105 | 104 | 114 | 89 | 497 | 469 | 453 | 295 | 252 | 195 | 142 | 73 | 71 | 3,071 |
| Vagrancy | 1 | 1 | 1 | 1 | 3 | 1 | 3 | 15 | 13 | 13 | 12 | 16 | 11 | 9 | 4 | 2 | 106 |
| All Other, Except Traffic | 276 | 374 | 402 | 499 | 508 | 523 | 551 | 3,740 | 3,501 | 3,045 | 2,057 | 1,424 | 1,000 | 726 | 283 | 271 | 19,180 |
| PART II SUBTOTAL | 1,213 | 1,338 | 1,408 | 1,499 | 1,501 | 1,541 | 1,540 | 8,904 | 8,082 | 6,714 | 4,560 | 3,357 | 2,399 | 1,723 | 805 | 705 | 47,289 |
| TOTAL | 1,551 | 1,698 | 1,768 | 1,890 | 1,889 | 1,908 | 1,961 | 11,308 | 10,423 | 8,463 | 5,681 | 4,105 | 2,984 | 2,100 | 972 | 843 | 59,544 |

This page has been intentionally left blank.



**COUNTY
ARREST
DATA**

This page has been intentionally left blank.

Apache County

Total Arrests by Age

| Offense Classification | Under 10 | 10-12 | 13-14 | 15 | 16 | 17 | Total Under 18 | 18 | 19 | 20 | 21 | 22 | 23 | 24 | 25-29 | 30-34 | 35-39 | 40-44 | 45-49 | 50-54 | 55-59 | 60-64 | 65+ | Total Over 18 | Total All Ages | |
|--------------------------------------|-----------|----------|----------|-----------|----------|-----------|----------------|-----------|-----------|-----------|-----------|-----------|-----------|-----------|-----------|-----------|-----------|-----------|-----------|-----------|-----------|-----------|-----------|---------------|----------------|--|
| PART I | | | | | | | | | | | | | | | | | | | | | | | | | | |
| Murder/Non-negligent Manslaughter | -- | -- | -- | -- | -- | -- | -- | -- | -- | -- | -- | -- | -- | -- | -- | 1 | -- | -- | -- | 1 | -- | -- | -- | 2 | 2 | |
| Rape | -- | -- | -- | -- | -- | -- | -- | -- | -- | -- | -- | -- | -- | -- | 1 | 1 | -- | -- | -- | -- | -- | -- | -- | 2 | 2 | |
| Robbery | -- | -- | -- | -- | -- | -- | -- | -- | -- | -- | -- | -- | -- | -- | -- | -- | -- | -- | -- | -- | -- | -- | -- | -- | -- | |
| Aggravated Assault | -- | -- | 1 | 1 | -- | 1 | 3 | -- | -- | -- | 1 | -- | -- | -- | -- | 1 | 1 | 1 | 4 | 1 | 1 | -- | -- | 10 | 13 | |
| Burglary | -- | -- | -- | -- | 3 | -- | 3 | -- | -- | -- | -- | 3 | 2 | -- | 2 | -- | 2 | -- | -- | -- | -- | -- | 4 | 13 | 16 | |
| Larceny-Theft | -- | 1 | -- | -- | 1 | -- | 2 | 1 | -- | -- | 1 | -- | -- | 1 | 2 | 1 | -- | 1 | 2 | -- | -- | 1 | 1 | 11 | 13 | |
| Motor Vehicle Theft | -- | -- | -- | -- | -- | -- | -- | -- | -- | -- | -- | -- | -- | 1 | -- | -- | -- | -- | -- | -- | -- | -- | -- | 1 | 1 | |
| Arson | -- | -- | -- | -- | -- | -- | -- | -- | -- | -- | -- | -- | -- | -- | -- | -- | -- | -- | -- | -- | -- | -- | -- | -- | -- | |
| Human Trafficking | -- | -- | -- | -- | -- | -- | -- | -- | -- | -- | -- | -- | -- | -- | -- | -- | -- | -- | -- | -- | -- | -- | -- | -- | -- | |
| PART I SUBTOTAL | 0 | 1 | 1 | -- | 4 | -- | 8 | 1 | -- | -- | 2 | -- | 3 | 3 | 4 | 6 | 1 | 4 | 6 | 2 | 1 | 1 | 5 | 39 | 47 | |
| PART II | | | | | | | | | | | | | | | | | | | | | | | | | | |
| Manslaughter by Negligence | -- | -- | -- | -- | -- | -- | -- | -- | -- | -- | -- | -- | -- | -- | -- | -- | -- | -- | -- | -- | -- | -- | -- | -- | 0 | |
| Other Assaults – Simple | -- | 3 | -- | -- | 1 | 2 | 6 | 1 | -- | 1 | -- | 1 | 1 | 2 | 2 | 4 | 7 | 2 | 3 | 1 | 1 | -- | -- | 26 | 32 | |
| Forgery and Counterfeiting | -- | -- | -- | -- | -- | -- | -- | -- | -- | -- | -- | -- | -- | -- | -- | -- | -- | -- | -- | -- | -- | -- | -- | -- | 0 | |
| Fraud | -- | -- | -- | -- | -- | -- | -- | -- | -- | -- | -- | -- | -- | -- | -- | -- | -- | -- | -- | -- | -- | -- | -- | -- | 0 | |
| Embezzlement | -- | -- | -- | -- | -- | -- | -- | -- | -- | -- | -- | -- | -- | -- | -- | -- | -- | -- | -- | -- | -- | -- | -- | -- | 0 | |
| Stolen Property | -- | -- | -- | -- | -- | 1 | 1 | 1 | -- | -- | -- | -- | -- | -- | -- | -- | -- | -- | -- | -- | -- | -- | -- | 1 | 2 | |
| Vandalism | -- | -- | -- | -- | -- | -- | -- | -- | -- | 1 | -- | -- | -- | 1 | 2 | -- | -- | -- | -- | -- | -- | -- | -- | 4 | 4 | |
| Weapons: Carrying, Possessing, Etc. | -- | -- | -- | -- | -- | -- | -- | -- | -- | -- | 1 | -- | 1 | 2 | 1 | 1 | 3 | 2 | 1 | -- | 2 | 1 | 15 | 15 | | |
| Prostitution and Comm. Vice | -- | -- | -- | -- | -- | -- | -- | -- | -- | -- | -- | -- | -- | -- | -- | -- | -- | -- | -- | -- | -- | -- | -- | -- | 0 | |
| Sex Offenses | -- | -- | -- | -- | -- | -- | -- | 1 | 4 | -- | -- | 1 | -- | -- | -- | 1 | -- | -- | -- | -- | 1 | 1 | -- | 9 | 9 | |
| DRUGS, SALE OR MFG. | | | | | | | | | | | | | | | | | | | | | | | | | | |
| <i>Opium, Cocaine, Derivatives</i> | -- | -- | -- | -- | -- | -- | -- | -- | 1 | -- | 1 | 4 | -- | 2 | 6 | 7 | 4 | 8 | 6 | 5 | 2 | 1 | 2 | 49 | 49 | |
| <i>Marijuana</i> | -- | -- | -- | -- | -- | -- | -- | -- | -- | -- | -- | -- | -- | -- | -- | -- | -- | -- | -- | -- | -- | -- | -- | -- | -- | |
| <i>Synthetic Narcotics</i> | -- | -- | -- | -- | -- | -- | -- | -- | -- | -- | -- | -- | -- | -- | -- | -- | -- | -- | -- | -- | -- | -- | -- | -- | -- | |
| <i>Other Dangerous Non-narcotics</i> | -- | -- | -- | -- | -- | -- | -- | -- | -- | -- | -- | -- | -- | -- | -- | -- | -- | -- | -- | -- | -- | -- | -- | -- | -- | |
| DRUGS, POSSESSION | | | | | | | | | | | | | | | | | | | | | | | | | | |
| <i>Opium, Cocaine, Derivatives</i> | -- | -- | -- | -- | -- | -- | -- | -- | -- | -- | -- | 1 | -- | -- | -- | 2 | -- | -- | -- | -- | -- | -- | -- | 3 | 3 | |
| <i>Marijuana</i> | -- | -- | 1 | -- | -- | 3 | 4 | 2 | 3 | 3 | 5 | 5 | 1 | 4 | 12 | 9 | 8 | 1 | 3 | 4 | 2 | 1 | 2 | 65 | 69 | |
| <i>Synthetic Narcotics</i> | -- | -- | -- | -- | -- | -- | -- | 1 | 3 | 1 | -- | 1 | 2 | 1 | 5 | 7 | -- | 2 | 3 | -- | 2 | 2 | 2 | 32 | 32 | |
| <i>Other Dangerous Non-narcotics</i> | -- | -- | 1 | -- | 2 | -- | 3 | -- | -- | -- | -- | -- | -- | -- | 2 | 1 | -- | 1 | -- | -- | -- | -- | -- | 4 | 7 | |
| All Gambling | -- | -- | -- | -- | -- | -- | -- | -- | -- | -- | -- | -- | -- | -- | -- | -- | -- | -- | -- | -- | -- | -- | -- | -- | -- | |
| Offenses Against Family/Children | -- | -- | -- | -- | -- | -- | -- | -- | -- | 1 | -- | -- | -- | 1 | 2 | 1 | -- | -- | 2 | -- | -- | -- | -- | 7 | 7 | |
| Driving Under the Influence | -- | -- | -- | -- | -- | -- | -- | -- | 1 | 1 | -- | 1 | 1 | -- | 2 | 2 | 3 | 4 | 2 | 4 | -- | 3 | 3 | 27 | 27 | |
| Liquor Law Violations | -- | -- | -- | -- | 1 | 1 | 2 | 1 | 1 | -- | -- | -- | -- | -- | 2 | -- | 2 | 3 | 1 | -- | 1 | -- | 2 | 13 | 15 | |
| Disorderly Conduct | -- | 1 | -- | -- | 1 | 4 | 6 | -- | 1 | 1 | -- | 2 | -- | 1 | 6 | 7 | 14 | 6 | 4 | 3 | 5 | 2 | 1 | 53 | 59 | |
| Vagrancy | -- | -- | -- | -- | -- | -- | -- | -- | -- | -- | -- | -- | -- | -- | -- | -- | -- | -- | -- | -- | -- | -- | -- | -- | -- | |
| All Other, Except Traffic | -- | -- | 3 | 1 | -- | 2 | 6 | 2 | 2 | 2 | 7 | 2 | 5 | 5 | 21 | 22 | 22 | 25 | 27 | 15 | 16 | 12 | 14 | 199 | 205 | |
| Curfew/Loitering (Juveniles) | -- | -- | -- | -- | -- | -- | -- | -- | -- | -- | -- | -- | -- | -- | -- | -- | -- | -- | -- | -- | -- | -- | -- | -- | -- | |
| Runaways (Juveniles) | -- | -- | -- | -- | -- | -- | -- | -- | -- | -- | -- | -- | -- | -- | -- | -- | -- | -- | -- | -- | -- | -- | -- | -- | -- | |
| PART II SUBTOTAL | -- | 4 | 5 | 1 | 5 | 13 | 28 | 9 | 16 | 11 | 13 | 17 | 12 | 18 | 64 | 62 | 63 | 55 | 53 | 33 | 30 | 24 | 27 | 507 | 535 | |
| TOTAL | -- | 5 | 6 | 1 | 9 | 13 | 36 | 10 | 16 | 11 | 15 | 17 | 15 | 21 | 68 | 68 | 64 | 59 | 59 | 35 | 31 | 25 | 32 | 546 | 582 | |

¹Complete data was not provided by the Apache County Sheriff's Office.

Cochise County

Total Arrests by Age¹

| Offense Classification | Under 10 | 10-12 | 13-14 | 15 | 16 | 17 | Total Under 18 | 18 | 19 | 20 | 21 | 22 | 23 | 24 | 25-29 | 30-34 | 35-39 | 40-44 | 45-49 | 50-54 | 55-59 | 60-64 | 65+ | Total Over 18 | Total All Ages |
|--------------------------------------|-----------|-----------|------------|------------|------------|------------|----------------|------------|------------|------------|------------|------------|------------|------------|------------|------------|------------|------------|------------|------------|------------|------------|------------|---------------|----------------|
| PART I | | | | | | | | | | | | | | | | | | | | | | | | | |
| Murder/Non-negligent Manslaughter | -- | -- | -- | -- | -- | -- | -- | 2 | 1 | -- | -- | -- | -- | -- | -- | -- | -- | 1 | -- | -- | -- | -- | -- | 4 | 4 |
| Rape | -- | -- | -- | -- | -- | -- | -- | -- | -- | 1 | 1 | -- | -- | -- | -- | -- | -- | -- | -- | -- | -- | -- | -- | 3 | 3 |
| Robbery | -- | -- | -- | -- | 4 | 2 | 6 | 8 | 7 | -- | -- | -- | -- | 6 | 4 | 8 | -- | 1 | 1 | -- | -- | -- | -- | 35 | 41 |
| Aggravated Assault | 1 | 1 | 1 | -- | 3 | 4 | 10 | 12 | 2 | 5 | 2 | 6 | 1 | 2 | 26 | 16 | 13 | 17 | 5 | 4 | 5 | 4 | 1 | 121 | 131 |
| Burglary | 1 | 3 | 3 | 2 | 3 | 2 | 14 | 2 | -- | -- | 6 | 3 | 5 | 1 | 17 | 8 | 13 | 7 | 4 | 6 | 1 | 2 | 1 | 76 | 90 |
| Larceny-Theft | 1 | 9 | 17 | 12 | 18 | 11 | 68 | 36 | 21 | 13 | 28 | 23 | 12 | 14 | 107 | 66 | 68 | 39 | 25 | 29 | 20 | 10 | 21 | 532 | 600 |
| Motor Vehicle Theft | -- | -- | -- | 1 | -- | -- | 1 | -- | 1 | 3 | 4 | -- | -- | -- | 8 | 7 | 8 | 1 | -- | -- | -- | -- | -- | 32 | 33 |
| Arson | -- | -- | -- | -- | -- | -- | -- | -- | -- | -- | -- | -- | -- | -- | -- | -- | -- | 1 | -- | 1 | -- | -- | 1 | 3 | 3 |
| Human Trafficking | -- | -- | -- | -- | -- | -- | -- | -- | -- | -- | -- | -- | -- | -- | -- | -- | -- | -- | -- | -- | -- | -- | -- | -- | -- |
| PART I SUBTOTAL | 3 | 13 | 21 | 15 | 28 | 19 | 99 | 60 | 32 | 22 | 41 | 32 | 18 | 23 | 162 | 105 | 102 | 67 | 35 | 40 | 26 | 16 | 24 | 806 | 905 |
| PART II | | | | | | | | | | | | | | | | | | | | | | | | | |
| Manslaughter by Negligence | -- | -- | -- | -- | -- | -- | -- | -- | -- | -- | -- | -- | -- | -- | -- | -- | -- | -- | -- | -- | -- | -- | -- | -- | -- |
| Other Assaults – Simple | 1 | 3 | 13 | 16 | 13 | 4 | 50 | 6 | 7 | 6 | 8 | 1 | 4 | 6 | 31 | 26 | 25 | 19 | 16 | 14 | 6 | 6 | 9 | 190 | 240 |
| Forgery and Counterfeiting | -- | -- | -- | -- | -- | -- | -- | -- | -- | -- | -- | -- | -- | -- | 5 | -- | 5 | 1 | 1 | 1 | 1 | -- | -- | 14 | 14 |
| Fraud | -- | -- | -- | -- | -- | -- | -- | 3 | 2 | 3 | -- | -- | -- | -- | 10 | 4 | 7 | 6 | 2 | 4 | 2 | 1 | -- | 44 | 44 |
| Embezzlement | -- | -- | -- | -- | -- | -- | -- | -- | -- | -- | -- | -- | -- | -- | -- | -- | -- | -- | -- | -- | -- | -- | -- | -- | -- |
| Stolen Property | -- | -- | -- | -- | -- | -- | -- | -- | -- | -- | -- | -- | -- | 1 | 2 | 1 | 1 | 1 | -- | -- | 1 | 1 | -- | 8 | 8 |
| Vandalism | 2 | 5 | 14 | 7 | 5 | 6 | 39 | 8 | 14 | 12 | 12 | 15 | 9 | 7 | 54 | 46 | 26 | 22 | 24 | 16 | 12 | 8 | 3 | 288 | 327 |
| Weapons: Carrying, Possessing, Etc. | -- | -- | -- | -- | -- | -- | -- | 2 | 2 | 4 | -- | 2 | -- | 1 | 9 | 1 | 8 | 8 | 6 | 1 | 2 | 1 | -- | 47 | 47 |
| Prostitution and Comm. Vice | -- | -- | -- | -- | -- | -- | -- | -- | 2 | -- | -- | -- | -- | -- | -- | -- | -- | 1 | 1 | -- | -- | -- | -- | 4 | 4 |
| Sex Offenses | -- | -- | -- | 1 | -- | -- | 1 | -- | 1 | 1 | 2 | -- | 5 | 7 | 7 | 6 | 5 | 4 | 3 | 2 | 3 | 2 | 2 | 50 | 51 |
| DRUGS, SALE OR MFG. | | | | | | | | | | | | | | | | | | | | | | | | | |
| <i>Opium, Cocaine, Derivatives</i> | -- | -- | -- | -- | -- | -- | -- | -- | -- | -- | -- | -- | -- | -- | -- | -- | -- | -- | -- | -- | -- | -- | -- | -- | -- |
| <i>Marijuana</i> | -- | 1 | 1 | -- | -- | 1 | 3 | 1 | -- | -- | -- | 1 | 4 | -- | 4 | 1 | 1 | 3 | -- | -- | -- | -- | -- | 15 | 18 |
| <i>Synthetic Narcotics</i> | -- | -- | -- | -- | 1 | -- | 1 | -- | -- | -- | -- | -- | -- | -- | 3 | 3 | -- | -- | 4 | 1 | 4 | -- | 2 | 17 | 18 |
| <i>Other Dangerous Non-narcotics</i> | -- | -- | 1 | 2 | 4 | 1 | 8 | 6 | 5 | 4 | -- | 2 | 4 | 4 | 11 | 14 | 27 | 17 | 12 | 12 | 5 | -- | 5 | 128 | 136 |
| DRUGS, POSSESSION | | | | | | | | | | | | | | | | | | | | | | | | | |
| <i>Opium, Cocaine, Derivatives</i> | -- | -- | -- | -- | -- | -- | -- | -- | -- | -- | -- | -- | -- | -- | -- | -- | 3 | -- | -- | -- | -- | -- | -- | 3 | 3 |
| <i>Marijuana</i> | -- | 3 | 15 | 17 | 24 | 18 | 77 | 33 | 23 | 23 | 12 | 11 | 12 | 3 | 48 | 50 | 39 | 25 | 9 | 16 | 16 | 6 | 5 | 337 | 414 |
| <i>Synthetic Narcotics</i> | -- | -- | -- | -- | 1 | 1 | 1 | -- | -- | 2 | -- | 1 | -- | -- | 5 | 4 | -- | 5 | 3 | -- | -- | -- | -- | 20 | 21 |
| <i>Other Dangerous Non-narcotics</i> | -- | -- | 2 | 4 | 7 | 7 | 20 | 11 | 9 | 3 | 6 | 4 | 4 | 9 | 54 | 60 | 32 | 22 | 25 | 18 | 18 | 7 | 2 | 284 | 304 |
| All Gambling | -- | -- | -- | -- | -- | -- | -- | -- | -- | -- | -- | -- | -- | -- | -- | -- | -- | -- | -- | -- | -- | -- | -- | -- | -- |
| Offenses Against Family/Children | 3 | 5 | 10 | 8 | 9 | 6 | 41 | 16 | 12 | 16 | 19 | 15 | 16 | 16 | 86 | 80 | 80 | 59 | 36 | 27 | 34 | 22 | 18 | 552 | 593 |
| Driving Under the Influence | -- | -- | -- | -- | -- | 1 | 1 | 4 | 6 | 7 | 3 | 9 | 14 | 4 | 54 | 32 | 33 | 29 | 34 | 15 | 26 | 19 | 17 | 306 | 307 |
| Liquor Law Violations | -- | -- | 5 | 8 | 14 | 16 | 43 | 11 | 13 | 11 | 3 | 1 | 7 | 2 | 10 | 12 | 11 | 7 | 4 | 2 | 3 | 6 | 9 | 112 | 155 |
| Disorderly Conduct | 1 | 3 | 6 | 4 | 4 | 2 | 20 | 2 | 6 | 4 | 3 | 3 | 2 | 5 | 29 | 26 | 33 | 18 | 15 | 11 | 7 | 6 | 6 | 176 | 196 |
| Vagrancy | -- | -- | -- | -- | -- | -- | -- | -- | -- | -- | -- | -- | -- | -- | -- | -- | -- | -- | -- | -- | -- | -- | -- | -- | -- |
| All Other, Except Traffic | 2 | 17 | 23 | 22 | 20 | 24 | 108 | 28 | 33 | 47 | 36 | 44 | 44 | 37 | 198 | 196 | 151 | 144 | 101 | 78 | 69 | 37 | 65 | 1,308 | 1,416 |
| Curfew/Loitering (Juveniles) | -- | 3 | 3 | 2 | 4 | 2 | 14 | -- | -- | -- | -- | -- | -- | -- | -- | -- | -- | -- | -- | -- | -- | -- | -- | -- | -- |
| Runaways (Juveniles) | -- | 10 | 16 | 17 | 19 | 17 | 79 | -- | -- | -- | -- | -- | -- | -- | -- | -- | -- | -- | -- | -- | -- | -- | -- | -- | -- |
| PART II SUBTOTAL | 9 | 50 | 109 | 108 | 124 | 106 | 506 | 131 | 135 | 143 | 104 | 109 | 125 | 102 | 620 | 562 | 487 | 391 | 296 | 218 | 209 | 122 | 143 | 3,903 | 4,316 |
| TOTAL | 12 | 63 | 130 | 123 | 152 | 125 | 605 | 191 | 167 | 165 | 145 | 141 | 143 | 125 | 782 | 667 | 589 | 458 | 331 | 258 | 235 | 138 | 167 | 4,709 | 5,221 |

¹Complete data was not provided by the Benson, Bisbee, and Tombstone Marshal's Office.

Coconino County

Total Arrests by Age¹

| Offense Classification | Under 10 | 10-12 | 13-14 | 15 | 16 | 17 | Total Under 18 | 18 | 19 | 20 | 21 | 22 | 23 | 24 | 25-29 | 30-34 | 35-39 | 40-44 | 45-49 | 50-54 | 55-59 | 60-64 | 65+ | Total Over 18 | Total All Ages | |
|--------------------------------------|----------|-----------|------------|-----------|------------|------------|----------------|------------|------------|------------|------------|------------|------------|------------|--------------|--------------|--------------|------------|------------|------------|------------|------------|------------|---------------|----------------|--|
| PART I | | | | | | | | | | | | | | | | | | | | | | | | | | |
| Murder/Non-negligent Manslaughter | -- | -- | -- | -- | -- | -- | -- | 2 | -- | -- | -- | -- | -- | -- | 2 | -- | 1 | -- | 1 | 2 | 2 | 2 | -- | 12 | 12 | |
| Rape | -- | -- | -- | -- | 1 | -- | 1 | 1 | -- | -- | -- | 1 | -- | 1 | 1 | 4 | -- | 2 | 1 | -- | -- | -- | -- | 11 | 12 | |
| Robbery | -- | -- | -- | -- | -- | -- | -- | 1 | -- | 1 | -- | 2 | -- | -- | 8 | 3 | 2 | -- | -- | -- | -- | -- | -- | 17 | 17 | |
| Aggravated Assault | -- | 4 | 3 | 1 | 5 | 6 | 19 | 8 | 6 | 10 | 17 | 6 | 13 | 16 | 81 | 61 | 53 | 34 | 19 | 14 | 8 | 14 | 7 | 367 | 386 | |
| Burglary | -- | 2 | 4 | -- | 1 | 6 | 13 | 6 | 1 | -- | 1 | 3 | -- | 1 | 11 | 3 | 9 | 4 | -- | -- | -- | -- | -- | 39 | 52 | |
| Larceny-Theft | 1 | 7 | 19 | 7 | 17 | 19 | 70 | 40 | 30 | 21 | 30 | 22 | 25 | 24 | 165 | 148 | 101 | 91 | 58 | 33 | 24 | 16 | 11 | 839 | 909 | |
| Motor Vehicle Theft | -- | -- | -- | -- | 1 | -- | 1 | -- | -- | -- | 2 | 1 | 1 | -- | 7 | 2 | -- | 2 | 1 | 1 | 1 | -- | -- | 18 | 19 | |
| Arson | -- | -- | -- | -- | -- | -- | -- | -- | -- | -- | -- | -- | -- | -- | 2 | 1 | 3 | -- | -- | 4 | -- | 1 | 1 | 12 | 12 | |
| Human Trafficking | -- | -- | -- | -- | -- | -- | -- | -- | -- | -- | -- | -- | -- | -- | -- | -- | -- | -- | -- | -- | -- | -- | -- | -- | -- | |
| PART I SUBTOTAL | 1 | 13 | 26 | 8 | 25 | 31 | 104 | 58 | 37 | 32 | 50 | 35 | 39 | 42 | 277 | 222 | 169 | 133 | 80 | 54 | 35 | 33 | 19 | 1,315 | 1,419 | |
| PART II | | | | | | | | | | | | | | | | | | | | | | | | | | |
| Manslaughter by Negligence | -- | -- | -- | -- | -- | -- | -- | -- | -- | -- | -- | -- | -- | -- | -- | -- | -- | -- | 1 | -- | -- | -- | -- | 1 | 1 | |
| Other Assaults – Simple | -- | 11 | 40 | 14 | 19 | 29 | 113 | 19 | 26 | 16 | 41 | 35 | 34 | 23 | 206 | 149 | 147 | 100 | 67 | 50 | 43 | 21 | 15 | 992 | 1,105 | |
| Forgery and Counterfeiting | -- | -- | -- | -- | 1 | -- | 1 | -- | -- | -- | 1 | -- | 1 | 1 | 5 | 1 | 2 | 5 | 1 | 1 | 2 | -- | -- | 20 | 21 | |
| Fraud | -- | -- | -- | -- | 1 | -- | 1 | 1 | -- | -- | 1 | -- | -- | -- | 1 | -- | 1 | -- | -- | -- | -- | -- | -- | 4 | 5 | |
| Embezzlement | -- | -- | -- | -- | -- | -- | -- | -- | -- | -- | -- | -- | -- | -- | -- | -- | 1 | -- | -- | -- | -- | -- | -- | 1 | 1 | |
| Stolen Property | -- | -- | -- | -- | -- | -- | -- | -- | -- | -- | -- | -- | -- | -- | 2 | 1 | 2 | -- | -- | 1 | -- | -- | -- | 6 | 6 | |
| Vandalism | 1 | 5 | 8 | 7 | 13 | 9 | 43 | 12 | 21 | 12 | 18 | 15 | 17 | 20 | 79 | 64 | 43 | 23 | 23 | 27 | 10 | 7 | 5 | 396 | 439 | |
| Weapons: Carrying, Possessing, Etc. | -- | -- | 1 | 1 | -- | 2 | 4 | 1 | 1 | -- | -- | -- | 1 | 3 | 8 | 7 | 8 | 2 | 3 | 1 | 1 | -- | -- | 36 | 40 | |
| Prostitution and Comm. Vice | -- | -- | -- | -- | -- | -- | -- | 1 | -- | -- | -- | -- | -- | -- | -- | -- | -- | -- | -- | -- | -- | -- | -- | 1 | 1 | |
| Sex Offenses | -- | 1 | 1 | -- | 1 | -- | 3 | -- | 2 | 1 | 5 | 3 | 2 | 6 | 15 | 13 | 13 | 17 | 20 | 8 | 7 | 8 | 3 | 123 | 126 | |
| DRUGS, SALE OR MFG. | | | | | | | | | | | | | | | | | | | | | | | | | | |
| <i>Opium, Cocaine, Derivatives</i> | -- | -- | -- | -- | -- | -- | -- | -- | 1 | 2 | 1 | 1 | 2 | -- | 2 | -- | -- | -- | 2 | -- | -- | -- | -- | 11 | 11 | |
| <i>Marijuana</i> | -- | -- | -- | -- | -- | 1 | 1 | 2 | -- | 1 | -- | -- | -- | -- | -- | 1 | 1 | -- | -- | -- | 1 | -- | -- | 6 | 7 | |
| <i>Synthetic Narcotics</i> | -- | -- | -- | -- | 1 | -- | 1 | 1 | -- | -- | -- | -- | -- | -- | 1 | -- | 2 | -- | -- | -- | -- | -- | -- | 4 | 5 | |
| <i>Other Dangerous Non-narcotics</i> | -- | -- | 2 | -- | -- | 2 | 4 | -- | -- | -- | -- | -- | -- | -- | 3 | 6 | 1 | 3 | 2 | 2 | 2 | -- | -- | 19 | 23 | |
| DRUGS, POSSESSION | | | | | | | | | | | | | | | | | | | | | | | | | | |
| <i>Opium, Cocaine, Derivatives</i> | -- | -- | -- | 1 | 2 | 7 | 10 | 21 | 25 | 14 | 10 | 5 | 10 | 7 | 32 | 3 | 11 | 7 | 6 | 4 | 1 | 1 | -- | 157 | 167 | |
| <i>Marijuana</i> | -- | 7 | 30 | 17 | 22 | 31 | 107 | 56 | 68 | 49 | 52 | 34 | 42 | 32 | 168 | 127 | 107 | 58 | 37 | 34 | 34 | 10 | 5 | 913 | 1,020 | |
| <i>Synthetic Narcotics</i> | -- | -- | -- | 1 | 2 | 4 | 7 | -- | 1 | 2 | -- | 1 | 3 | -- | 11 | 7 | 5 | 1 | 2 | 1 | 2 | -- | -- | 36 | 43 | |
| <i>Other Dangerous Non-narcotics</i> | -- | 2 | 10 | 5 | 5 | 3 | 25 | -- | -- | -- | 2 | -- | -- | 3 | 5 | 8 | 10 | 4 | 5 | 2 | 3 | -- | 1 | 43 | 68 | |
| All Gambling | -- | -- | -- | -- | -- | -- | -- | -- | -- | -- | -- | -- | -- | -- | -- | -- | -- | -- | -- | -- | -- | -- | -- | -- | -- | |
| Offenses Against Family/Children | -- | -- | 3 | 1 | 4 | 3 | 11 | 5 | 2 | 3 | 6 | 8 | 11 | 4 | 19 | 23 | 23 | 10 | 4 | 2 | 2 | -- | 2 | 124 | 135 | |
| Driving Under the Influence | -- | -- | -- | -- | 2 | 1 | 3 | 10 | 14 | 16 | 30 | 37 | 35 | 23 | 129 | 100 | 66 | 43 | 40 | 40 | 30 | 17 | 11 | 641 | 644 | |
| Liquor Law Violations | -- | 3 | 14 | 17 | 22 | 27 | 83 | 67 | 75 | 81 | 3 | 7 | 4 | 8 | 66 | 82 | 70 | 78 | 76 | 52 | 33 | 27 | 24 | 753 | 836 | |
| Disorderly Conduct | -- | 3 | 27 | 7 | 13 | 11 | 61 | 6 | 9 | 16 | 43 | 40 | 35 | 36 | 227 | 257 | 182 | 132 | 97 | 84 | 45 | 26 | 20 | 1,255 | 1,316 | |
| Vagrancy | -- | -- | -- | -- | -- | -- | -- | -- | -- | -- | -- | -- | -- | -- | -- | -- | -- | -- | -- | -- | -- | -- | -- | -- | -- | |
| All Other, Except Traffic | 1 | 3 | 20 | 13 | 8 | 6 | 51 | 14 | 11 | 25 | 37 | 41 | 43 | 37 | 338 | 292 | 288 | 236 | 198 | 142 | 90 | 76 | 75 | 1,943 | 1,994 | |
| Curfew/Loitering (Juveniles) | -- | -- | 3 | -- | -- | 1 | 4 | -- | -- | -- | -- | -- | -- | -- | -- | -- | -- | -- | -- | -- | -- | -- | -- | -- | 4 | |
| Runaways (Juveniles) | -- | 1 | 1 | 1 | 2 | -- | 5 | -- | -- | -- | -- | -- | -- | -- | -- | -- | -- | -- | -- | -- | -- | -- | -- | -- | 5 | |
| PART II SUBTOTAL | 2 | 36 | 160 | 85 | 118 | 137 | 538 | 216 | 256 | 238 | 250 | 227 | 240 | 203 | 1,317 | 1,141 | 983 | 719 | 584 | 451 | 306 | 193 | 161 | 7,485 | 8,023 | |
| TOTAL | 3 | 49 | 186 | 93 | 143 | 168 | 642 | 274 | 293 | 270 | 300 | 262 | 279 | 245 | 1,594 | 1,363 | 1,152 | 852 | 664 | 505 | 341 | 226 | 180 | 8,800 | 9,442 | |

¹Complete data was not provided by the Sedona Police Department.

Gila County

Total Arrests by Age

| Offense Classification | Under 10 | 10-12 | 13-14 | 15 | 16 | 17 | Total Under 18 | 18 | 19 | 20 | 21 | 22 | 23 | 24 | 25-29 | 30-34 | 35-39 | 40-44 | 45-49 | 50-54 | 55-59 | 60-64 | 65+ | Total Over 18 | Total All Ages | |
|-------------------------------------|----------|-----------|-----------|-----------|-----------|-----------|----------------|-----------|-----------|-----------|-----------|-----------|-----------|-----------|------------|------------|------------|------------|------------|------------|------------|------------|-----------|---------------|----------------|--|
| PART I | | | | | | | | | | | | | | | | | | | | | | | | | | |
| Murder/Non-negligent Manslaughter | -- | -- | -- | -- | -- | -- | -- | -- | -- | -- | -- | -- | -- | -- | -- | 1 | 2 | -- | -- | -- | -- | -- | -- | 3 | 3 | |
| Rape | -- | -- | -- | -- | -- | -- | -- | -- | -- | -- | -- | -- | -- | -- | -- | -- | -- | -- | -- | -- | -- | -- | -- | -- | -- | |
| Robbery | -- | -- | -- | -- | 1 | -- | 1 | -- | 1 | -- | 2 | 2 | 1 | -- | -- | 4 | -- | -- | -- | -- | 1 | -- | -- | 11 | 12 | |
| Aggravated Assault | -- | -- | 2 | 3 | 3 | -- | 8 | 1 | 3 | -- | 2 | 2 | 2 | 2 | 12 | 15 | 18 | 10 | 15 | 2 | 5 | 3 | 1 | 93 | 101 | |
| Burglary | 1 | 2 | 10 | 3 | 2 | 1 | 19 | 1 | -- | 5 | -- | -- | -- | 3 | 6 | 5 | 5 | 2 | 5 | 3 | 1 | -- | -- | 36 | 55 | |
| Larceny-Theft | -- | 4 | 2 | 2 | 10 | 2 | 20 | -- | 4 | 4 | 3 | 5 | 10 | 10 | 35 | 44 | 20 | 17 | 24 | 8 | 8 | 3 | 4 | 199 | 219 | |
| Motor Vehicle Theft | -- | -- | 2 | -- | -- | -- | 2 | -- | -- | -- | -- | -- | -- | -- | 4 | 1 | 3 | -- | 2 | 2 | -- | 1 | -- | 13 | 15 | |
| Arson | -- | -- | -- | -- | 2 | -- | 2 | -- | -- | -- | -- | -- | -- | -- | 2 | -- | -- | -- | -- | -- | -- | -- | -- | 2 | 4 | |
| Human Trafficking | -- | -- | -- | -- | -- | -- | -- | -- | -- | -- | -- | -- | -- | -- | -- | -- | -- | -- | -- | -- | -- | -- | -- | -- | -- | |
| PART I SUBTOTAL | 1 | 6 | 16 | 8 | 18 | 3 | 52 | 2 | 8 | 9 | 7 | 9 | 13 | 15 | 59 | 70 | 48 | 29 | 46 | 15 | 15 | 7 | 5 | 357 | 409 | |
| PART II | | | | | | | | | | | | | | | | | | | | | | | | | | |
| Manslaughter by Negligence | -- | -- | -- | -- | -- | -- | -- | -- | -- | -- | -- | -- | -- | -- | -- | -- | -- | -- | -- | -- | -- | -- | -- | -- | -- | |
| Other Assaults – Simple | 1 | 6 | 7 | 4 | 5 | 1 | 24 | 4 | 2 | -- | 2 | 1 | 3 | 4 | 10 | 14 | 18 | 12 | 9 | 5 | 3 | 5 | 5 | 97 | 121 | |
| Forgery and Counterfeiting | -- | -- | -- | -- | -- | -- | -- | -- | -- | -- | -- | -- | 1 | 1 | 4 | 1 | -- | 1 | 1 | -- | -- | -- | -- | 9 | 9 | |
| Fraud | -- | -- | -- | -- | -- | -- | -- | -- | -- | -- | -- | -- | 1 | -- | 1 | 3 | -- | -- | 1 | 1 | -- | -- | 1 | 8 | 8 | |
| Embezzlement | -- | -- | -- | -- | -- | -- | -- | -- | -- | -- | -- | -- | -- | -- | -- | -- | -- | -- | -- | -- | -- | -- | -- | -- | -- | |
| Stolen Property | -- | -- | -- | -- | -- | -- | -- | -- | -- | 1 | -- | -- | 1 | -- | 2 | 1 | 2 | 1 | -- | -- | -- | -- | -- | 8 | 8 | |
| Vandalism | 2 | 3 | 6 | 2 | 2 | 1 | 16 | 2 | 1 | 1 | 1 | 4 | 1 | 2 | 9 | 11 | 16 | 4 | 4 | 6 | 5 | 4 | 2 | 73 | 89 | |
| Weapons: Carrying, Possessing, Etc. | -- | -- | -- | -- | -- | -- | -- | -- | -- | 1 | 2 | 1 | -- | -- | 2 | 6 | 3 | 1 | 2 | 2 | -- | -- | -- | 20 | 20 | |
| Prostitution and Comm. Vice | -- | -- | -- | -- | -- | -- | -- | -- | -- | -- | -- | -- | -- | -- | -- | -- | -- | -- | -- | -- | -- | -- | -- | -- | -- | |
| Sex Offenses | -- | -- | -- | -- | 1 | -- | 1 | -- | 2 | -- | -- | -- | 1 | -- | 2 | 4 | -- | -- | 5 | 2 | 1 | 3 | 1 | 21 | 22 | |
| DRUGS, SALE OR MFG. | | | | | | | | | | | | | | | | | | | | | | | | | | |
| Opium, Cocaine, Derivatives | -- | -- | -- | -- | -- | -- | -- | -- | -- | -- | -- | -- | -- | -- | -- | -- | -- | -- | -- | -- | -- | -- | -- | -- | -- | |
| Marijuana | -- | -- | -- | -- | -- | -- | -- | 2 | -- | -- | -- | -- | 2 | -- | 1 | 2 | 2 | 1 | -- | -- | -- | -- | 1 | 11 | 11 | |
| Synthetic Narcotics | -- | -- | -- | -- | -- | -- | -- | -- | -- | -- | -- | -- | -- | -- | -- | -- | -- | -- | -- | -- | -- | -- | -- | -- | -- | |
| Other Dangerous Non-narcotics | -- | 1 | -- | -- | -- | -- | 1 | -- | -- | 3 | 1 | 1 | 5 | 3 | 31 | 30 | 23 | 25 | 11 | 15 | 2 | 5 | 2 | 157 | 158 | |
| DRUGS, POSSESSION | | | | | | | | | | | | | | | | | | | | | | | | | | |
| Opium, Cocaine, Derivatives | -- | -- | -- | -- | -- | -- | -- | -- | -- | -- | 1 | -- | -- | -- | 1 | -- | -- | -- | -- | -- | -- | -- | -- | 2 | 2 | |
| Marijuana | -- | 2 | 3 | 2 | 5 | 4 | 16 | 9 | 11 | 9 | 5 | 4 | 5 | 5 | 18 | 20 | 10 | 7 | 9 | 5 | 1 | -- | -- | 118 | 134 | |
| Synthetic Narcotics | -- | -- | -- | -- | -- | -- | -- | -- | -- | -- | -- | -- | -- | -- | -- | -- | -- | -- | -- | -- | -- | -- | -- | -- | -- | |
| Other Dangerous Non-narcotics | -- | -- | -- | 1 | 1 | 2 | 4 | 1 | 4 | 5 | 6 | 4 | 3 | 3 | 16 | 26 | 5 | 18 | 6 | 4 | 3 | 1 | 2 | 107 | 111 | |
| All Gambling | | | | | | | | | | | | | | | | | | | | | | | | | | |
| Offenses Against Family/Children | -- | 1 | 4 | 1 | 1 | 3 | 10 | 6 | 6 | 4 | 2 | 5 | 10 | 4 | 40 | 65 | 52 | 37 | 23 | 23 | 14 | 16 | 7 | 314 | 324 | |
| Driving Under the Influence | -- | -- | -- | -- | 1 | -- | 1 | -- | 2 | 4 | 3 | 2 | 1 | 3 | 30 | 34 | 13 | 25 | 16 | 19 | 27 | 16 | 18 | 213 | 214 | |
| Liquor Law Violations | -- | 1 | 8 | 3 | 4 | 4 | 20 | 5 | 5 | 5 | 1 | 3 | -- | 2 | 9 | 10 | 15 | 6 | 12 | 5 | 5 | 6 | 3 | 92 | 112 | |
| Disorderly Conduct | -- | -- | 4 | 4 | 5 | 6 | 19 | 2 | 7 | 3 | 9 | 4 | 4 | 3 | 26 | 31 | 38 | 20 | 29 | 15 | 23 | 13 | 15 | 242 | 261 | |
| Vagrancy | -- | -- | -- | -- | -- | -- | -- | -- | -- | -- | -- | -- | -- | -- | -- | -- | -- | -- | -- | -- | -- | -- | -- | -- | -- | |
| All Other, Except Traffic | -- | -- | 13 | 3 | 5 | 13 | 34 | 8 | 9 | 12 | 11 | 22 | 29 | 36 | 127 | 174 | 161 | 106 | 94 | 61 | 44 | 32 | 9 | 935 | 969 | |
| Curfew/Loitering (Juveniles) | -- | -- | -- | 1 | -- | -- | 1 | -- | -- | -- | -- | -- | -- | -- | -- | -- | -- | -- | -- | -- | -- | -- | -- | -- | 1 | |
| Runaways (Juveniles) | -- | -- | -- | 1 | 1 | -- | 2 | -- | -- | -- | -- | -- | -- | -- | -- | -- | -- | -- | -- | -- | -- | -- | -- | -- | 2 | |
| PART II SUBTOTAL | 3 | 14 | 45 | 22 | 31 | 34 | 149 | 39 | 49 | 48 | 44 | 51 | 67 | 66 | 329 | 432 | 358 | 264 | 222 | 163 | 128 | 101 | 66 | 2,427 | 2,576 | |
| TOTAL | 4 | 20 | 61 | 30 | 49 | 37 | 201 | 41 | 57 | 57 | 51 | 60 | 80 | 81 | 388 | 502 | 406 | 293 | 268 | 178 | 143 | 108 | 71 | 2,784 | 2,985 | |

Graham County

Total Arrests by Age

| Offense Classification | Under 10 | 10-12 | 13-14 | 15 | 16 | 17 | Total Under 18 | 18 | 19 | 20 | 21 | 22 | 23 | 24 | 25-29 | 30-34 | 35-39 | 40-44 | 45-49 | 50-54 | 55-59 | 60-64 | 65+ | Total Over 18 | Total All Ages |
|--------------------------------------|----------|-----------|-----------|-----------|-----------|-----------|----------------|-----------|-----------|-----------|-----------|-----------|-----------|-----------|------------|------------|------------|-----------|-----------|-----------|-----------|-----------|-----------|---------------|----------------|
| PART I | | | | | | | | | | | | | | | | | | | | | | | | | |
| Murder/Non-negligent Manslaughter | -- | -- | -- | -- | -- | -- | -- | -- | -- | -- | -- | -- | -- | -- | 1 | -- | -- | -- | -- | -- | -- | -- | -- | 1 | 1 |
| Rape | -- | -- | -- | -- | -- | -- | -- | -- | -- | -- | -- | -- | -- | -- | -- | -- | -- | -- | -- | -- | -- | -- | -- | -- | -- |
| Robbery | -- | -- | -- | -- | -- | -- | -- | -- | -- | -- | -- | -- | -- | 2 | 1 | 1 | -- | -- | -- | -- | -- | -- | -- | 4 | 4 |
| Aggravated Assault | -- | 1 | 1 | 5 | -- | 2 | 9 | 1 | 2 | 1 | -- | 2 | 3 | 2 | 13 | 11 | 8 | 4 | 3 | 3 | 2 | 3 | 2 | 60 | 69 |
| Burglary | -- | 1 | -- | 2 | 1 | 1 | 5 | -- | -- | -- | -- | -- | -- | -- | -- | -- | -- | 3 | 1 | -- | -- | -- | 4 | 9 | |
| Larceny-Theft | 2 | 5 | 11 | 5 | 1 | 2 | 26 | 5 | 2 | -- | 2 | 5 | 5 | 1 | 40 | 22 | 21 | 6 | 3 | 2 | -- | 2 | -- | 116 | 142 |
| Motor Vehicle Theft | -- | -- | -- | 2 | 1 | -- | 3 | 2 | -- | -- | -- | -- | -- | -- | 2 | -- | -- | 1 | 1 | -- | -- | -- | 6 | 9 | |
| Arson | -- | -- | -- | -- | -- | -- | -- | -- | -- | -- | -- | -- | -- | -- | -- | -- | -- | -- | -- | -- | -- | -- | -- | -- | |
| Human Trafficking | -- | -- | -- | -- | -- | -- | -- | -- | -- | -- | -- | -- | -- | -- | -- | -- | -- | -- | -- | -- | -- | -- | -- | -- | |
| PART I SUBTOTAL | 2 | 7 | 12 | 14 | 3 | 5 | 43 | 8 | 4 | 1 | 2 | 7 | 8 | 5 | 57 | 34 | 29 | 14 | 8 | 5 | 2 | 5 | 2 | 191 | 234 |
| PART II | | | | | | | | | | | | | | | | | | | | | | | | | |
| Manslaughter by Negligence | -- | -- | -- | -- | -- | -- | -- | -- | -- | -- | 1 | 1 | -- | -- | -- | -- | -- | -- | -- | -- | -- | -- | -- | 2 | 2 |
| Other Assaults – Simple | -- | 1 | 11 | 6 | 5 | 4 | 27 | 3 | 1 | -- | 3 | -- | 6 | 1 | 4 | 5 | 6 | 3 | 2 | -- | 3 | -- | -- | 37 | 64 |
| Forgery and Counterfeiting | -- | -- | -- | -- | -- | -- | -- | -- | -- | -- | -- | 1 | -- | -- | -- | 1 | -- | -- | 1 | -- | -- | -- | -- | 3 | 3 |
| Fraud | -- | -- | -- | -- | -- | -- | -- | -- | -- | -- | -- | -- | -- | 2 | 1 | -- | -- | -- | 1 | -- | -- | -- | -- | 4 | 4 |
| Embezzlement | -- | -- | -- | -- | -- | -- | -- | -- | -- | -- | -- | -- | -- | -- | -- | -- | -- | -- | -- | -- | -- | -- | -- | -- | |
| Stolen Property | -- | -- | -- | -- | -- | -- | -- | -- | -- | 1 | -- | -- | -- | -- | 3 | -- | 1 | -- | -- | -- | -- | -- | -- | 5 | 5 |
| Vandalism | -- | -- | -- | -- | -- | -- | -- | -- | -- | -- | -- | -- | 1 | -- | 2 | 1 | -- | -- | -- | -- | 2 | -- | 1 | 7 | 7 |
| Weapons: Carrying, Possessing, Etc. | -- | -- | -- | -- | -- | -- | -- | 2 | -- | -- | -- | 1 | -- | -- | 2 | 1 | -- | 1 | -- | -- | -- | -- | -- | 7 | 7 |
| Prostitution and Comm. Vice | -- | -- | -- | -- | -- | -- | -- | -- | -- | -- | -- | -- | -- | -- | -- | -- | -- | -- | -- | -- | -- | -- | -- | -- | |
| Sex Offenses | -- | -- | 1 | -- | -- | -- | 1 | -- | -- | -- | -- | -- | -- | -- | -- | 1 | -- | -- | 1 | 2 | -- | -- | 2 | 6 | 7 |
| DRUGS, SALE OR MFG. | | | | | | | | | | | | | | | | | | | | | | | | | |
| <i>Opium, Cocaine, Derivatives</i> | -- | -- | -- | -- | -- | -- | -- | -- | -- | -- | -- | -- | -- | -- | -- | -- | -- | -- | -- | -- | -- | -- | -- | -- | -- |
| <i>Marijuana</i> | -- | -- | -- | -- | 2 | 1 | 3 | 1 | 1 | -- | -- | -- | 1 | -- | 2 | -- | -- | -- | -- | 1 | -- | -- | -- | 6 | 9 |
| <i>Synthetic Narcotics</i> | -- | -- | -- | 1 | -- | -- | 1 | -- | -- | -- | -- | -- | -- | -- | -- | -- | -- | -- | -- | -- | -- | -- | -- | 1 | 1 |
| <i>Other Dangerous Non-narcotics</i> | -- | -- | -- | -- | -- | -- | -- | -- | -- | -- | -- | -- | -- | -- | -- | -- | -- | -- | -- | -- | 2 | -- | -- | 2 | 2 |
| DRUGS, POSSESSION | | | | | | | | | | | | | | | | | | | | | | | | | |
| <i>Opium, Cocaine, Derivatives</i> | -- | -- | -- | -- | -- | -- | -- | -- | -- | -- | -- | -- | -- | -- | -- | -- | -- | -- | -- | -- | -- | -- | -- | -- | -- |
| <i>Marijuana</i> | -- | -- | 2 | 9 | 4 | 5 | 20 | 4 | 6 | 5 | -- | 2 | 4 | 3 | 9 | 3 | 4 | 4 | 2 | 1 | 1 | -- | 1 | 49 | 69 |
| <i>Synthetic Narcotics</i> | -- | -- | -- | -- | -- | 1 | 1 | -- | 1 | -- | -- | -- | 1 | -- | 1 | -- | 1 | -- | -- | -- | -- | 1 | -- | 5 | 6 |
| <i>Other Dangerous Non-narcotics</i> | -- | 1 | 3 | 1 | 1 | 2 | 8 | -- | -- | -- | 1 | -- | -- | 1 | 11 | 6 | 5 | 2 | -- | 2 | -- | 3 | -- | 31 | 39 |
| All Gambling | -- | -- | -- | -- | -- | -- | -- | -- | -- | -- | -- | -- | -- | -- | -- | -- | -- | -- | -- | -- | -- | -- | -- | -- | -- |
| Offenses Against Family/Children | -- | -- | 1 | 1 | 1 | -- | 3 | 3 | 1 | 3 | 2 | -- | -- | 1 | 23 | 18 | 17 | 10 | 3 | 6 | 4 | 1 | 1 | 93 | 96 |
| Driving Under the Influence | -- | -- | -- | -- | 1 | -- | 1 | -- | 2 | 4 | 1 | 2 | 4 | 7 | 18 | 13 | 13 | 11 | 12 | 11 | 2 | 5 | 5 | 110 | 111 |
| Liquor Law Violations | -- | -- | 2 | 4 | 2 | 2 | 10 | 2 | 10 | 3 | 1 | -- | 1 | -- | 3 | 2 | -- | 2 | 2 | -- | -- | -- | -- | 26 | 36 |
| Disorderly Conduct | 1 | 3 | 5 | 1 | 3 | 3 | 16 | 2 | 2 | 1 | 4 | 3 | 1 | 1 | 9 | 7 | 12 | 9 | 2 | 6 | 2 | -- | 1 | 62 | 78 |
| Vagrancy | -- | -- | -- | -- | -- | -- | -- | -- | -- | -- | -- | -- | -- | -- | -- | -- | -- | -- | -- | -- | -- | -- | -- | -- | -- |
| All Other, Except Traffic | -- | 8 | 19 | 17 | 14 | 4 | 62 | -- | 5 | 6 | 2 | 6 | 8 | 7 | 58 | 43 | 32 | 9 | 13 | 14 | 2 | -- | 1 | 206 | 268 |
| Curfew/Loitering (Juveniles) | -- | -- | -- | -- | -- | -- | -- | -- | -- | -- | -- | -- | -- | -- | -- | -- | -- | -- | -- | -- | -- | -- | -- | -- | -- |
| Runaways (Juveniles) | -- | -- | -- | 1 | 1 | 1 | 3 | -- | -- | -- | -- | -- | -- | -- | -- | -- | -- | -- | -- | -- | -- | -- | -- | -- | 3 |
| PART II SUBTOTAL | 1 | 13 | 44 | 41 | 34 | 23 | 156 | 17 | 29 | 23 | 15 | 16 | 27 | 23 | 146 | 101 | 91 | 51 | 39 | 43 | 18 | 10 | 12 | 661 | 817 |
| TOTAL | 3 | 20 | 56 | 55 | 37 | 28 | 199 | 25 | 33 | 24 | 17 | 23 | 35 | 28 | 203 | 135 | 120 | 65 | 47 | 48 | 20 | 15 | 14 | 852 | 1,051 |

Greenlee County

Total Arrests by Age¹

| Offense Classification | Under 10 | 10-12 | 13-14 | 15 | 16 | 17 | Total Under 18 | 18 | 19 | 20 | 21 | 22 | 23 | 24 | 25-29 | 30-34 | 35-39 | 40-44 | 45-49 | 50-54 | 55-59 | 60-64 | 65+ | Total Over 18 | Total All Ages |
|--------------------------------------|-----------|-----------|-----------|-----------|-----------|-----------|----------------|-----------|-----------|-----------|----------|----------|-----------|-----------|-----------|-----------|-----------|-----------|-----------|-----------|-----------|-----------|-----------|---------------|----------------|
| PART I | | | | | | | | | | | | | | | | | | | | | | | | | |
| Murder/Non-negligent Manslaughter | -- | -- | -- | -- | -- | -- | -- | -- | -- | -- | -- | -- | -- | -- | -- | -- | -- | -- | -- | -- | -- | -- | -- | -- | -- |
| Rape | -- | -- | -- | -- | -- | -- | -- | -- | -- | -- | -- | -- | -- | -- | -- | -- | -- | -- | -- | -- | -- | -- | -- | -- | -- |
| Robbery | -- | -- | -- | -- | -- | -- | -- | -- | -- | -- | -- | -- | -- | -- | -- | -- | -- | -- | -- | -- | -- | -- | -- | -- | -- |
| Aggravated Assault | -- | -- | -- | -- | -- | -- | -- | -- | -- | -- | -- | -- | -- | -- | -- | 1 | -- | -- | -- | -- | -- | -- | -- | 1 | 1 |
| Burglary | -- | -- | -- | -- | -- | -- | -- | -- | -- | -- | -- | -- | -- | -- | -- | -- | -- | -- | -- | -- | -- | -- | -- | -- | -- |
| Larceny-Theft | -- | -- | -- | -- | -- | -- | -- | 1 | -- | -- | 1 | 1 | -- | -- | 2 | -- | -- | -- | -- | -- | -- | -- | -- | 5 | 5 |
| Motor Vehicle Theft | -- | -- | -- | -- | -- | -- | -- | -- | -- | -- | -- | -- | -- | -- | -- | -- | -- | -- | -- | -- | -- | -- | -- | -- | -- |
| Arson | -- | -- | -- | -- | -- | -- | -- | -- | -- | -- | -- | -- | -- | -- | -- | -- | -- | -- | -- | -- | -- | -- | -- | -- | -- |
| Human Trafficking | -- | -- | -- | -- | -- | -- | -- | -- | -- | -- | -- | -- | -- | -- | -- | -- | -- | -- | -- | -- | -- | -- | -- | -- | -- |
| PART I SUBTOTAL | -- | -- | -- | -- | -- | -- | -- | 1 | -- | -- | 1 | 1 | -- | -- | 2 | 1 | -- | -- | -- | -- | -- | -- | -- | 6 | 6 |
| PART II | | | | | | | | | | | | | | | | | | | | | | | | | |
| Manslaughter by Negligence | -- | -- | -- | -- | -- | -- | -- | -- | -- | -- | -- | -- | -- | -- | -- | -- | -- | -- | -- | -- | -- | -- | -- | -- | -- |
| Other Assaults – Simple | -- | -- | -- | -- | -- | -- | -- | -- | -- | -- | -- | -- | -- | -- | -- | 1 | -- | -- | -- | 1 | -- | -- | -- | 2 | 2 |
| Forgery and Counterfeiting | -- | -- | -- | -- | -- | -- | -- | -- | -- | -- | -- | -- | -- | -- | -- | -- | -- | -- | -- | -- | -- | -- | -- | -- | -- |
| Fraud | -- | -- | -- | -- | -- | -- | -- | -- | -- | -- | -- | -- | -- | -- | -- | 1 | -- | -- | -- | 1 | -- | -- | -- | 2 | 2 |
| Embezzlement | -- | -- | -- | -- | -- | -- | -- | -- | -- | -- | -- | -- | -- | -- | -- | -- | -- | -- | -- | -- | -- | -- | -- | -- | -- |
| Stolen Property | -- | -- | -- | -- | -- | -- | -- | -- | -- | -- | -- | -- | -- | -- | -- | -- | -- | -- | -- | -- | -- | -- | -- | -- | -- |
| Vandalism | -- | -- | -- | -- | -- | -- | -- | -- | -- | -- | -- | -- | 1 | 4 | 1 | 2 | -- | -- | -- | 1 | -- | -- | -- | 9 | 9 |
| Weapons: Carrying, Possessing, Etc. | -- | -- | -- | -- | -- | -- | -- | -- | -- | -- | -- | -- | 1 | 2 | 2 | -- | -- | -- | -- | 1 | -- | -- | -- | 6 | 6 |
| Prostitution and Comm. Vice | -- | -- | -- | -- | -- | -- | -- | -- | -- | -- | -- | -- | -- | -- | -- | -- | -- | -- | -- | -- | -- | -- | -- | -- | -- |
| Sex Offenses | -- | -- | -- | -- | -- | -- | -- | -- | -- | -- | -- | -- | -- | -- | -- | -- | -- | -- | -- | -- | -- | -- | -- | -- | -- |
| DRUGS, SALE OR MFG. | | | | | | | | | | | | | | | | | | | | | | | | | |
| <i>Opium, Cocaine, Derivatives</i> | -- | -- | -- | -- | -- | -- | -- | -- | -- | -- | -- | -- | -- | -- | -- | -- | -- | -- | -- | -- | -- | -- | -- | -- | -- |
| <i>Marijuana</i> | -- | -- | -- | -- | -- | -- | -- | 1 | -- | -- | -- | -- | -- | -- | -- | 1 | -- | -- | -- | -- | -- | -- | -- | 2 | 2 |
| <i>Synthetic Narcotics</i> | -- | -- | -- | -- | -- | -- | -- | -- | -- | -- | -- | -- | -- | -- | -- | -- | -- | -- | -- | -- | -- | -- | -- | -- | -- |
| <i>Other Dangerous Non-narcotics</i> | -- | -- | -- | -- | -- | -- | -- | -- | -- | -- | -- | -- | 1 | 1 | 1 | 1 | -- | -- | -- | -- | -- | -- | -- | 4 | 4 |
| DRUGS, POSSESSION | | | | | | | | | | | | | | | | | | | | | | | | | |
| <i>Opium, Cocaine, Derivatives</i> | -- | -- | -- | -- | -- | -- | -- | 1 | 1 | -- | -- | -- | -- | -- | -- | -- | -- | -- | -- | -- | -- | -- | -- | 2 | 2 |
| <i>Marijuana</i> | -- | -- | -- | -- | -- | -- | -- | 4 | 1 | -- | -- | 1 | -- | -- | 2 | 2 | 1 | -- | 3 | 1 | 1 | -- | 16 | 16 | |
| <i>Synthetic Narcotics</i> | -- | -- | -- | -- | -- | -- | -- | -- | -- | -- | -- | -- | -- | -- | -- | 1 | -- | -- | -- | -- | -- | -- | 1 | 1 | |
| <i>Other Dangerous Non-narcotics</i> | -- | -- | -- | -- | -- | -- | -- | -- | 1 | -- | 1 | 1 | -- | 4 | 1 | 1 | 1 | -- | -- | 1 | -- | -- | 11 | 11 | |
| All Gambling | -- | -- | -- | -- | -- | -- | -- | -- | -- | -- | -- | -- | -- | -- | -- | -- | -- | -- | -- | -- | -- | -- | -- | -- | -- |
| Offenses Against Family/Children | -- | -- | -- | -- | -- | -- | -- | -- | -- | -- | -- | -- | -- | -- | 1 | -- | -- | -- | 1 | -- | -- | -- | -- | 2 | 2 |
| Driving Under the Influence | -- | -- | -- | -- | -- | -- | -- | 2 | 2 | -- | 2 | 4 | 2 | 2 | 7 | 14 | 6 | 5 | 6 | 3 | 5 | 2 | 1 | 63 | 63 |
| Liquor Law Violations | -- | -- | -- | -- | -- | -- | -- | 1 | -- | 1 | -- | -- | 1 | 1 | -- | 2 | -- | 2 | -- | 1 | -- | 1 | -- | 10 | 10 |
| Disorderly Conduct | -- | -- | -- | -- | -- | -- | -- | -- | -- | -- | 1 | 2 | 2 | -- | 1 | 3 | 3 | 11 | 3 | 2 | -- | -- | -- | 28 | 28 |
| Vagrancy | -- | -- | -- | -- | -- | -- | -- | -- | -- | -- | -- | -- | -- | -- | -- | -- | -- | -- | -- | -- | -- | -- | -- | -- | -- |
| All Other, Except Traffic | -- | -- | -- | -- | 1 | -- | 1 | -- | 1 | 1 | -- | -- | 2 | 3 | 12 | 10 | 4 | 8 | -- | 2 | -- | 1 | -- | 44 | 45 |
| Curfew/Loitering (Juveniles) | -- | -- | -- | -- | -- | -- | -- | -- | -- | -- | -- | -- | -- | -- | -- | -- | -- | -- | -- | -- | -- | -- | -- | -- | -- |
| Runaways (Juveniles) | -- | -- | -- | -- | -- | -- | -- | -- | -- | -- | -- | -- | -- | -- | -- | -- | -- | -- | -- | -- | -- | -- | -- | -- | -- |
| PART II SUBTOTAL | -- | -- | -- | -- | 1 | -- | 1 | 9 | 6 | 2 | 3 | 7 | 9 | 9 | 32 | 37 | 22 | 28 | 10 | 11 | 11 | 5 | 1 | 202 | 203 |
| TOTAL | 0 | 0 | 0 | 0 | 1 | 0 | 1 | 10 | 6 | 2 | 4 | 8 | 9 | 9 | 34 | 38 | 22 | 28 | 10 | 11 | 11 | 5 | 1 | 208 | 209 |

¹Complete data was not provided by the Clifton Police Department and the Greenlee County Sheriff's Office.

La Paz County

Total Arrests by Age

| Offense Classification | Under 10 | 10-12 | 13-14 | 15 | 16 | 17 | Total under 18 | 18 | 19 | 20 | 21 | 22 | 23 | 24 | 25-29 | 30-34 | 35-39 | 40-44 | 45-49 | 50-54 | 55-59 | 60-64 | 65+ | Total Over 18 | Total All Ages |
|--------------------------------------|----------|----------|----------|-----------|----------|-----------|----------------|-----------|-----------|-----------|-----------|-----------|-----------|-----------|------------|------------|------------|------------|------------|------------|-----------|-----------|-----------|---------------|----------------|
| PART I | | | | | | | | | | | | | | | | | | | | | | | | | |
| Murder/Non-negligent Manslaughter | -- | -- | -- | -- | -- | -- | -- | -- | -- | -- | -- | -- | -- | -- | 1 | -- | -- | -- | -- | -- | 1 | -- | -- | 2 | 2 |
| Rape | -- | -- | -- | -- | -- | -- | -- | -- | -- | -- | -- | -- | -- | -- | -- | -- | -- | -- | -- | -- | -- | -- | -- | -- | -- |
| Robbery | -- | -- | -- | -- | -- | -- | -- | -- | -- | -- | -- | -- | -- | -- | -- | -- | 2 | -- | -- | -- | -- | -- | -- | 2 | 2 |
| Aggravated Assault | 1 | -- | 1 | 1 | 1 | -- | 4 | -- | -- | 2 | -- | -- | -- | -- | 4 | 6 | 5 | 1 | 5 | -- | 1 | 1 | -- | 25 | 29 |
| Burglary | -- | 1 | -- | -- | -- | -- | 1 | -- | -- | -- | -- | -- | -- | 1 | 6 | 3 | 3 | 3 | 1 | 1 | -- | -- | -- | 18 | 19 |
| Larceny-Theft | 1 | -- | 2 | 1 | 1 | -- | 5 | -- | -- | -- | -- | -- | 2 | 1 | 8 | 5 | 5 | 4 | 2 | 3 | 3 | 2 | 4 | 39 | 44 |
| Motor Vehicle Theft | -- | 1 | -- | -- | -- | -- | 1 | 1 | -- | 1 | -- | -- | 1 | 2 | 2 | 3 | 2 | -- | 3 | -- | -- | -- | 1 | 16 | 17 |
| Arson | -- | -- | -- | -- | -- | -- | -- | -- | -- | -- | -- | -- | -- | -- | -- | -- | -- | -- | -- | -- | -- | -- | -- | -- | -- |
| Human Trafficking | -- | -- | -- | -- | -- | -- | -- | -- | -- | -- | -- | -- | -- | -- | -- | -- | -- | -- | -- | -- | -- | -- | -- | -- | -- |
| PART I SUBTOTAL | 2 | 2 | 3 | 2 | 2 | -- | 11 | 1 | -- | 3 | -- | -- | 3 | 4 | 21 | 17 | 17 | 8 | 11 | 4 | 5 | 3 | 5 | 102 | 113 |
| PART II | | | | | | | | | | | | | | | | | | | | | | | | | |
| Manslaughter by Negligence | -- | -- | -- | -- | -- | -- | -- | -- | -- | -- | -- | -- | -- | -- | -- | -- | -- | -- | -- | -- | -- | -- | -- | -- | -- |
| Other Assaults – Simple | 2 | -- | -- | -- | -- | -- | 2 | -- | 3 | 2 | 1 | 2 | 1 | 1 | 6 | 16 | 17 | 6 | 7 | 9 | 1 | 4 | 6 | 82 | 84 |
| Forgery and Counterfeiting | -- | -- | -- | -- | -- | -- | -- | -- | -- | -- | -- | -- | -- | -- | 1 | -- | 2 | -- | -- | -- | -- | 1 | -- | 4 | 4 |
| Fraud | -- | -- | -- | -- | -- | 1 | 1 | -- | -- | -- | -- | -- | -- | -- | 3 | -- | 1 | -- | 1 | 1 | 2 | -- | -- | 8 | 9 |
| Embezzlement | -- | -- | -- | -- | -- | -- | -- | -- | -- | -- | -- | -- | -- | -- | -- | -- | -- | -- | -- | -- | -- | -- | -- | -- | -- |
| Stolen Property | -- | -- | -- | -- | -- | -- | -- | -- | -- | -- | -- | -- | -- | -- | -- | -- | -- | -- | -- | -- | -- | -- | -- | -- | -- |
| Vandalism | -- | -- | -- | -- | 1 | -- | 1 | -- | 2 | 1 | -- | -- | -- | 2 | -- | -- | -- | -- | 1 | 1 | -- | -- | 1 | 8 | 9 |
| Weapons: Carrying, Possessing, Etc. | -- | -- | -- | -- | -- | 1 | 1 | -- | 1 | -- | 2 | 3 | 1 | 1 | 7 | 5 | 7 | 3 | 2 | 3 | 2 | -- | -- | 37 | 38 |
| Prostitution and Comm. Vice | -- | -- | -- | -- | -- | -- | -- | -- | -- | -- | -- | -- | -- | -- | -- | -- | -- | -- | -- | -- | -- | -- | -- | -- | -- |
| Sex Offenses | -- | -- | -- | -- | -- | -- | -- | -- | -- | -- | -- | -- | -- | -- | -- | -- | -- | 1 | -- | -- | 1 | -- | 1 | 3 | 3 |
| DRUGS, SALE OR MFG. | | | | | | | | | | | | | | | | | | | | | | | | | |
| <i>Opium, Cocaine, Derivatives</i> | -- | -- | -- | -- | -- | -- | -- | -- | -- | -- | -- | -- | -- | -- | -- | -- | -- | -- | -- | -- | -- | -- | -- | -- | -- |
| <i>Marijuana</i> | -- | 1 | 1 | 3 | 2 | -- | 7 | -- | 1 | 2 | 2 | -- | -- | -- | 4 | 5 | 1 | 5 | -- | -- | -- | -- | -- | 20 | 27 |
| <i>Synthetic Narcotics</i> | -- | -- | -- | -- | -- | -- | -- | -- | -- | -- | -- | -- | -- | -- | -- | -- | -- | -- | -- | -- | -- | -- | -- | -- | -- |
| <i>Other Dangerous Non-narcotics</i> | -- | -- | -- | -- | -- | 1 | 1 | 6 | 7 | 16 | 12 | 5 | 19 | 14 | 84 | 71 | 41 | 29 | 21 | 25 | 16 | 5 | 2 | 373 | 374 |
| DRUGS, POSSESSION | | | | | | | | | | | | | | | | | | | | | | | | | |
| <i>Opium, Cocaine, Derivatives</i> | -- | -- | -- | -- | -- | -- | -- | -- | -- | -- | -- | -- | -- | -- | -- | 3 | 3 | -- | 2 | 1 | -- | -- | -- | 9 | 9 |
| <i>Marijuana</i> | -- | 1 | -- | -- | 1 | 1 | 3 | 8 | 6 | 6 | 8 | 6 | 11 | 12 | 30 | 22 | 8 | 10 | 5 | 5 | 7 | 3 | 4 | 151 | 154 |
| <i>Synthetic Narcotics</i> | -- | -- | -- | 1 | -- | -- | 1 | -- | 1 | 1 | -- | -- | -- | 1 | 1 | -- | -- | -- | -- | -- | -- | -- | -- | 4 | 5 |
| <i>Other Dangerous Non-narcotics</i> | -- | -- | -- | -- | -- | -- | -- | -- | -- | -- | 1 | -- | -- | -- | -- | -- | -- | -- | 1 | 1 | -- | -- | -- | 3 | 3 |
| All Gambling | -- | -- | -- | -- | -- | -- | -- | -- | -- | -- | -- | -- | -- | -- | -- | -- | -- | -- | -- | -- | -- | -- | -- | -- | -- |
| Offenses Against Family/Children | -- | 2 | -- | 1 | 3 | 2 | 8 | -- | -- | -- | -- | -- | 2 | 2 | 3 | -- | 5 | 1 | -- | 2 | 1 | -- | -- | 16 | 24 |
| Driving Under the Influence | -- | -- | -- | -- | -- | -- | -- | 5 | 4 | 3 | 6 | 5 | 5 | 3 | 35 | 27 | 34 | 16 | 23 | 15 | 19 | 21 | 17 | 238 | 238 |
| Liquor Law Violations | -- | -- | -- | 1 | -- | 1 | 2 | 4 | 1 | 1 | 2 | 2 | -- | -- | 5 | -- | 1 | -- | 1 | 1 | 1 | -- | 1 | 20 | 22 |
| Disorderly Conduct | -- | -- | 1 | 2 | -- | 2 | 5 | 5 | 3 | 1 | 2 | -- | 1 | 1 | 14 | 13 | 10 | 15 | 4 | 9 | 6 | 2 | 4 | 90 | 95 |
| Vagrancy | -- | -- | -- | -- | -- | -- | -- | -- | -- | -- | -- | -- | -- | -- | -- | -- | -- | -- | -- | -- | -- | -- | -- | -- | -- |
| All Other, Except Traffic | -- | -- | 2 | 2 | 2 | 2 | 8 | 9 | 6 | 12 | 8 | 10 | 6 | 15 | 84 | 78 | 99 | 43 | 49 | 36 | 24 | 19 | 24 | 522 | 530 |
| Curfew/Loitering (Juveniles) | -- | -- | 1 | 2 | -- | 2 | 5 | -- | -- | -- | -- | -- | -- | -- | -- | -- | -- | -- | -- | -- | -- | -- | -- | -- | 5 |
| Runaways (Juveniles) | -- | -- | 1 | -- | -- | 2 | 3 | -- | -- | -- | -- | -- | -- | -- | -- | -- | -- | -- | -- | -- | -- | -- | -- | -- | 3 |
| PART II SUBTOTAL | 2 | 4 | 6 | 12 | 9 | 15 | 48 | 37 | 35 | 45 | 43 | 34 | 46 | 52 | 277 | 240 | 229 | 129 | 117 | 109 | 80 | 55 | 60 | 1,588 | 1,636 |

¹Complete data was not provided by the Quartzsite Police Department.

Maricopa County

Total Arrests by Age

| Offense Classification | Under 10 | 10-12 | 13-14 | 15 | 16 | 17 | Total Under 18 | 18 | 19 | 20 | 21 | 22 | 23 | 24 | 25-29 | 30-34 | 35-39 | 40-44 | 45-49 | 50-54 | 55-59 | 60-64 | 65+ | Total Over 18 | Total All Ages |
|--------------------------------------|-----------|------------|--------------|--------------|--------------|--------------|----------------|--------------|--------------|--------------|--------------|--------------|--------------|--------------|---------------|---------------|---------------|---------------|--------------|--------------|--------------|--------------|--------------|----------------|----------------|
| PART I | | | | | | | | | | | | | | | | | | | | | | | | | |
| Murder/Non-negligent Manslaughter | -- | -- | 3 | 3 | 7 | 7 | 20 | 12 | 12 | 22 | 14 | 10 | 5 | 12 | 29 | 31 | 25 | 11 | 5 | 3 | 5 | 3 | 2 | 201 | 221 |
| Rape | -- | 7 | 18 | 5 | 8 | 10 | 48 | 8 | 8 | 3 | 9 | 8 | 6 | 9 | 18 | 18 | 18 | 8 | 12 | 10 | 10 | 2 | 5 | 152 | 200 |
| Robbery | -- | 2 | 30 | 59 | 67 | 58 | 216 | 84 | 74 | 89 | 71 | 62 | 45 | 48 | 259 | 212 | 125 | 55 | 41 | 25 | 19 | 10 | 2 | 1,221 | 1,437 |
| Aggravated Assault | 5 | 34 | 111 | 106 | 86 | 111 | 453 | 107 | 128 | 164 | 157 | 172 | 175 | 187 | 983 | 875 | 641 | 434 | 278 | 236 | 138 | 83 | 72 | 4,830 | 5,283 |
| Burglary | -- | 12 | 66 | 52 | 62 | 41 | 233 | 84 | 92 | 67 | 81 | 91 | 100 | 90 | 490 | 387 | 282 | 164 | 88 | 70 | 42 | 9 | 7 | 2,144 | 2,377 |
| Larceny-Theft | 4 | 71 | 256 | 249 | 284 | 261 | 1,125 | 458 | 518 | 518 | 533 | 560 | 566 | 572 | 3,378 | 2,913 | 2,046 | 1,371 | 857 | 708 | 457 | 204 | 129 | 15,788 | 16,913 |
| Motor Vehicle Theft | -- | 4 | 42 | 63 | 68 | 35 | 212 | 39 | 24 | 22 | 26 | 35 | 28 | 30 | 163 | 112 | 111 | 61 | 29 | 11 | 11 | 2 | 1 | 705 | 917 |
| Arson | -- | 5 | 4 | 1 | 3 | 1 | 14 | 2 | 3 | 7 | -- | -- | 4 | 4 | 16 | 7 | 12 | 6 | 5 | 6 | 2 | 3 | 2 | 79 | 93 |
| Human Trafficking | -- | -- | -- | -- | -- | -- | -- | -- | -- | -- | -- | -- | -- | -- | -- | -- | -- | -- | -- | -- | -- | -- | -- | -- | -- |
| PART I SUBTOTAL | 9 | 135 | 530 | 538 | 585 | 524 | 2,321 | 794 | 859 | 892 | 891 | 938 | 929 | 952 | 5,336 | 4,555 | 3,260 | 2,110 | 1,315 | 1,069 | 684 | 316 | 220 | 25,120 | 27,441 |
| PART II | | | | | | | | | | | | | | | | | | | | | | | | | |
| Manslaughter by Negligence | -- | -- | -- | -- | 1 | 1 | 2 | -- | 1 | 4 | 2 | 1 | 1 | 3 | 4 | 3 | 1 | 2 | -- | 1 | -- | -- | -- | 24 | 26 |
| Other Assaults – Simple | 16 | 264 | 609 | 394 | 393 | 339 | 2,015 | 305 | 332 | 388 | 472 | 479 | 495 | 529 | 2,592 | 2,219 | 1,589 | 1,194 | 937 | 620 | 461 | 248 | 177 | 13,037 | 15,052 |
| Forgery and Counterfeiting | -- | 1 | 2 | -- | 3 | 1 | 7 | 8 | 11 | 25 | 15 | 22 | 13 | 25 | 134 | 105 | 121 | 86 | 32 | 36 | 22 | 10 | 5 | 670 | 677 |
| Fraud | -- | 4 | 8 | 17 | 12 | 9 | 50 | 35 | 18 | 29 | 36 | 43 | 54 | 44 | 287 | 257 | 234 | 180 | 93 | 64 | 50 | 27 | 15 | 1,466 | 1,516 |
| Embezzlement | -- | -- | 1 | -- | -- | 7 | 8 | 10 | 8 | 11 | 16 | 31 | 14 | 14 | 107 | 96 | 69 | 41 | 29 | 20 | 14 | 3 | 2 | 485 | 493 |
| Stolen Property | -- | -- | 11 | 24 | 25 | 25 | 85 | 27 | 21 | 33 | 32 | 27 | 19 | 22 | 155 | 126 | 82 | 65 | 33 | 24 | 12 | 3 | 1 | 682 | 767 |
| Vandalism | 12 | 104 | 259 | 165 | 177 | 140 | 857 | 160 | 128 | 148 | 164 | 178 | 173 | 209 | 962 | 791 | 573 | 384 | 283 | 186 | 128 | 62 | 54 | 4,583 | 5,440 |
| Weapons: Carrying, Possessing, Etc. | -- | 2 | 30 | 33 | 65 | 84 | 214 | 100 | 88 | 85 | 72 | 59 | 78 | 72 | 339 | 284 | 200 | 138 | 103 | 68 | 46 | 31 | 11 | 1,774 | 1,988 |
| Prostitution and Comm. Vice | -- | -- | 1 | -- | -- | 1 | 2 | 5 | 9 | 8 | 16 | 12 | 8 | 10 | 63 | 35 | 29 | 15 | 12 | 15 | 12 | 3 | 10 | 262 | 264 |
| Sex Offenses | 4 | 28 | 67 | 28 | 23 | 43 | 193 | 28 | 21 | 17 | 23 | 12 | 21 | 17 | 94 | 98 | 69 | 74 | 45 | 40 | 38 | 26 | 28 | 651 | 844 |
| DRUGS, SALE OR MFG. | | | | | | | | | | | | | | | | | | | | | | | | | |
| <i>Opium, Cocaine, Derivatives</i> | -- | -- | 1 | 2 | 5 | 7 | 15 | 24 | 20 | 24 | 27 | 31 | 21 | 25 | 168 | 133 | 88 | 64 | 46 | 23 | 18 | 11 | 5 | 728 | 743 |
| <i>Marijuana</i> | -- | 2 | 11 | 5 | 15 | 8 | 41 | 17 | 18 | 14 | 13 | 9 | 13 | 14 | 43 | 20 | 13 | 12 | 19 | 5 | 2 | 4 | -- | 216 | 257 |
| <i>Synthetic Narcotics</i> | -- | 1 | 3 | 4 | 4 | 12 | 24 | 12 | 15 | 8 | 9 | 4 | 6 | 1 | 38 | 30 | 17 | 16 | 15 | 9 | 6 | 5 | -- | 191 | 215 |
| <i>Other Dangerous Non-narcotics</i> | -- | 3 | 6 | 3 | 5 | 2 | 19 | 5 | 14 | 10 | 16 | 11 | 16 | 29 | 109 | 96 | 84 | 66 | 43 | 42 | 37 | 14 | 1 | 593 | 612 |
| DRUGS, POSSESSION | | | | | | | | | | | | | | | | | | | | | | | | | |
| <i>Opium, Cocaine, Derivatives</i> | -- | 6 | 33 | 23 | 25 | 26 | 113 | 91 | 72 | 101 | 120 | 132 | 134 | 132 | 889 | 722 | 393 | 243 | 202 | 112 | 86 | 28 | 12 | 3,469 | 3,582 |
| <i>Marijuana</i> | -- | 32 | 152 | 119 | 154 | 188 | 645 | 315 | 336 | 270 | 255 | 245 | 198 | 218 | 766 | 586 | 370 | 246 | 182 | 162 | 97 | 48 | 20 | 4,314 | 4,959 |
| <i>Synthetic Narcotics</i> | -- | 13 | 82 | 96 | 110 | 91 | 392 | 63 | 42 | 45 | 56 | 57 | 62 | 73 | 326 | 281 | 223 | 156 | 127 | 88 | 72 | 15 | 10 | 1,696 | 2,088 |
| <i>Other Dangerous Non-narcotics</i> | 1 | 3 | 15 | 42 | 50 | 56 | 167 | 78 | 58 | 82 | 90 | 102 | 120 | 118 | 806 | 830 | 727 | 551 | 393 | 322 | 222 | 96 | 29 | 4,624 | 4,791 |
| All Gambling | -- | -- | -- | -- | -- | -- | -- | -- | -- | -- | -- | -- | -- | -- | -- | -- | -- | -- | -- | -- | -- | -- | -- | -- | -- |
| Offenses Against Family/Children | -- | 1 | 14 | 24 | 2 | 7 | 48 | 9 | 10 | 5 | 11 | 7 | 13 | 7 | 66 | 76 | 52 | 30 | 17 | 10 | 12 | 5 | 4 | 334 | 382 |
| Driving Under the Influence | -- | -- | 2 | 4 | 25 | 58 | 89 | 165 | 212 | 266 | 416 | 470 | 520 | 496 | 2,263 | 1,794 | 1,351 | 959 | 767 | 641 | 489 | 311 | 284 | 11,404 | 11,493 |
| Liquor Law Violations | -- | 5 | 52 | 70 | 94 | 117 | 338 | 195 | 164 | 219 | 56 | 40 | 45 | 57 | 192 | 167 | 150 | 152 | 127 | 99 | 107 | 67 | 34 | 1,871 | 2,209 |
| Disorderly Conduct | 4 | 28 | 115 | 93 | 90 | 86 | 416 | 86 | 109 | 125 | 204 | 210 | 215 | 220 | 981 | 780 | 618 | 395 | 312 | 231 | 166 | 87 | 56 | 4,795 | 5,211 |
| Vagrancy | 6 | 39 | 187 | 182 | 215 | 227 | 856 | 3 | 5 | 10 | 5 | 13 | 6 | 9 | 50 | 42 | 40 | 33 | 47 | 43 | 31 | 15 | 8 | 360 | 1,216 |
| All Other, Except Traffic | 10 | 56 | 257 | 222 | 282 | 310 | 1,137 | 695 | 845 | 842 | 1,059 | 1,132 | 1,135 | 1,298 | 6,837 | 6,166 | 4,761 | 3,469 | 2,569 | 2,018 | 1,550 | 764 | 409 | 35,549 | 36,686 |
| Curfew/Loitering (Juveniles) | -- | 9 | 88 | 85 | 84 | 59 | 325 | -- | -- | -- | -- | -- | -- | -- | -- | -- | -- | -- | -- | -- | -- | -- | -- | -- | 325 |
| Runaways (Juveniles) | 3 | 13 | 102 | 75 | 103 | 76 | 372 | -- | -- | -- | -- | -- | -- | -- | -- | -- | -- | -- | -- | -- | -- | -- | -- | -- | 372 |
| PART II SUBTOTAL | 56 | 614 | 2,108 | 1,710 | 1,962 | 1,980 | 8,430 | 2,436 | 2,557 | 2,769 | 3,185 | 3,327 | 3,380 | 3,640 | 18,270 | 15,738 | 11,856 | 8,570 | 6,435 | 4,878 | 3,679 | 1,883 | 1,175 | 93,778 | 102,208 |
| TOTAL | 65 | 749 | 2,638 | 2,248 | 2,547 | 2,504 | 10,751 | 3,230 | 3,416 | 3,661 | 4,076 | 4,265 | 4,309 | 4,592 | 23,606 | 20,293 | 15,116 | 10,680 | 7,750 | 5,947 | 4,363 | 2,199 | 1,395 | 118,898 | 129,649 |

¹Complete data was not provided by the Maricopa County Sheriff's Office.

Mohave County

Total Arrests by Age

| Offense Classification | Under 10 | 10-12 | 13-14 | 15 | 16 | 17 | Total Under 18 | 18 | 19 | 20 | 21 | 22 | 23 | 24 | 25-29 | 30-34 | 35-39 | 40-44 | 45-49 | 50-54 | 55-59 | 60-64 | 65+ | Total Over 18 | Total All Ages | |
|--------------------------------------|-----------|------------|------------|------------|------------|------------|----------------|------------|------------|------------|------------|------------|------------|------------|--------------|--------------|--------------|--------------|------------|------------|------------|------------|------------|---------------|----------------|----|
| PART I | | | | | | | | | | | | | | | | | | | | | | | | | | |
| Murder/Non-negligent Manslaughter | -- | -- | -- | -- | -- | -- | -- | -- | -- | -- | -- | -- | 1 | 1 | 1 | 1 | -- | 1 | 1 | 1 | 3 | 1 | -- | 11 | 11 | |
| Rape | -- | -- | -- | -- | 1 | 1 | 2 | -- | -- | -- | -- | -- | -- | -- | 1 | -- | -- | -- | -- | -- | -- | -- | -- | -- | 1 | 3 |
| Robbery | -- | -- | 1 | 4 | 1 | 2 | 8 | 1 | -- | 1 | 1 | 1 | 2 | -- | 5 | 2 | 3 | 2 | 1 | -- | 2 | -- | -- | 21 | 29 | |
| Aggravated Assault | 2 | 4 | 4 | 3 | 6 | 7 | 26 | 6 | 7 | 5 | 11 | 15 | 13 | 9 | 52 | 45 | 36 | 21 | 18 | 13 | 15 | 20 | 6 | 292 | 318 | |
| Burglary | -- | -- | 5 | 3 | 1 | 4 | 13 | 5 | 3 | 1 | 5 | 1 | 4 | 2 | 24 | 23 | 23 | 6 | 20 | 6 | 4 | 5 | -- | 132 | 145 | |
| Larceny-Theft | -- | 12 | 29 | 19 | 22 | 20 | 102 | 23 | 20 | 31 | 33 | 24 | 21 | 31 | 180 | 173 | 145 | 102 | 56 | 70 | 64 | 18 | 32 | 1,023 | 1,125 | |
| Motor Vehicle Theft | -- | 1 | 8 | 5 | 1 | 3 | 18 | 1 | -- | 2 | 4 | 12 | -- | 10 | 23 | 30 | 23 | 14 | 8 | 5 | 2 | 6 | 1 | 141 | 159 | |
| Arson | -- | -- | -- | -- | -- | -- | -- | -- | -- | 1 | -- | -- | -- | -- | 1 | -- | -- | 4 | 1 | -- | 2 | 1 | 2 | 12 | 12 | |
| Human Trafficking | -- | -- | -- | -- | -- | -- | -- | -- | -- | -- | -- | -- | -- | -- | -- | -- | -- | -- | -- | -- | -- | -- | -- | -- | -- | -- |
| PART I SUBTOTAL | 2 | 17 | 47 | 34 | 32 | 37 | 169 | 36 | 30 | 41 | 54 | 53 | 41 | 53 | 287 | 274 | 230 | 150 | 105 | 95 | 92 | 51 | 41 | 1,633 | 1,802 | |
| PART II | | | | | | | | | | | | | | | | | | | | | | | | | | |
| Manslaughter by Negligence | -- | -- | -- | -- | -- | -- | -- | -- | -- | -- | -- | -- | 1 | -- | -- | -- | -- | -- | -- | -- | -- | -- | -- | 1 | 1 | |
| Other Assaults – Simple | 3 | 20 | 25 | 26 | 13 | 24 | 111 | 11 | 22 | 16 | 24 | 31 | 24 | 31 | 143 | 146 | 107 | 78 | 85 | 67 | 74 | 35 | 17 | 911 | 1,022 | |
| Forgery and Counterfeiting | -- | -- | -- | -- | -- | -- | -- | -- | -- | 1 | 1 | -- | 1 | 1 | 6 | 7 | 11 | 3 | 5 | 3 | 2 | -- | 1 | 42 | 42 | |
| Fraud | -- | -- | 3 | 2 | 1 | -- | 6 | -- | -- | 2 | -- | 1 | -- | 3 | 15 | 13 | 14 | 6 | 7 | 2 | -- | 1 | -- | 64 | 70 | |
| Embezzlement | -- | -- | -- | -- | -- | -- | -- | -- | -- | -- | -- | -- | -- | -- | 1 | -- | -- | -- | -- | -- | -- | -- | -- | 1 | 1 | |
| Stolen Property | -- | -- | 1 | 1 | -- | -- | 2 | -- | -- | -- | -- | 2 | 2 | 2 | 6 | 9 | 3 | 5 | 2 | -- | 2 | 1 | -- | 34 | 36 | |
| Vandalism | 1 | 15 | 30 | 11 | 27 | 15 | 99 | 12 | 13 | 15 | 19 | 10 | 13 | 15 | 60 | 65 | 36 | 37 | 23 | 22 | 21 | 11 | 8 | 380 | 479 | |
| Weapons: Carrying, Possessing, Etc. | -- | 1 | -- | -- | -- | 2 | 3 | 1 | 1 | -- | 5 | 2 | -- | 5 | 16 | 15 | 19 | 7 | 9 | 4 | 7 | 2 | -- | 93 | 96 | |
| Prostitution and Comm. Vice | -- | -- | -- | -- | -- | -- | -- | -- | -- | -- | -- | -- | -- | -- | 2 | -- | 1 | -- | -- | -- | 1 | -- | -- | 4 | 4 | |
| Sex Offenses | -- | 1 | -- | -- | 1 | -- | 2 | 1 | 6 | 2 | 1 | -- | -- | 1 | 6 | 12 | 5 | 6 | 6 | 3 | 5 | 1 | 4 | 59 | 61 | |
| DRUGS, SALE OR MFG. | | | | | | | | | | | | | | | | | | | | | | | | | | |
| <i>Opium, Cocaine, Derivatives</i> | -- | -- | -- | -- | -- | -- | -- | -- | -- | -- | 3 | 2 | 1 | 1 | 8 | 6 | 7 | -- | 1 | -- | -- | 1 | -- | 30 | 30 | |
| <i>Marijuana</i> | -- | 1 | 1 | -- | -- | 3 | 5 | 1 | 2 | -- | 1 | -- | 1 | 2 | 6 | 4 | 3 | 1 | 1 | 1 | 1 | 1 | -- | 25 | 30 | |
| <i>Synthetic Narcotics</i> | -- | 1 | 1 | -- | -- | -- | 2 | -- | 1 | 2 | 2 | 7 | 4 | 4 | 8 | 5 | 12 | 9 | 4 | 6 | 8 | 3 | 2 | 77 | 79 | |
| <i>Other Dangerous Non-narcotics</i> | -- | -- | -- | -- | -- | -- | -- | -- | -- | -- | -- | -- | -- | 1 | -- | -- | -- | 3 | -- | 1 | -- | -- | -- | 5 | 5 | |
| DRUGS, POSSESSION | | | | | | | | | | | | | | | | | | | | | | | | | | |
| <i>Opium, Cocaine, Derivatives</i> | -- | -- | -- | 9 | 6 | 3 | 18 | 1 | -- | 2 | 3 | 3 | 4 | 3 | 30 | 18 | 13 | 9 | 4 | 2 | 1 | -- | -- | 93 | 111 | |
| <i>Marijuana</i> | -- | 4 | 31 | 23 | 13 | 32 | 103 | 33 | 32 | 27 | 28 | 41 | 26 | 19 | 102 | 77 | 65 | 42 | 33 | 24 | 20 | 18 | 6 | 593 | 696 | |
| <i>Synthetic Narcotics</i> | -- | 2 | 3 | 7 | 4 | 3 | 19 | 5 | 6 | 7 | 14 | 7 | 8 | 10 | 48 | 66 | 54 | 45 | 31 | 26 | 21 | 11 | 2 | 361 | 380 | |
| <i>Other Dangerous Non-narcotics</i> | -- | 1 | 5 | 3 | 4 | 4 | 17 | 9 | 2 | 12 | 5 | 7 | 8 | 11 | 46 | 52 | 40 | 31 | 24 | 19 | 10 | 6 | 4 | 286 | 303 | |
| All Gambling | -- | -- | -- | -- | -- | -- | -- | -- | -- | -- | -- | -- | -- | -- | -- | -- | -- | -- | -- | -- | -- | -- | -- | -- | -- | -- |
| Offenses Against Family/Children | -- | -- | 12 | 7 | 1 | 5 | 25 | 5 | 2 | 1 | 10 | 2 | 10 | 9 | 35 | 58 | 44 | 23 | 20 | 15 | 15 | 10 | 5 | 264 | 289 | |
| Driving Under the Influence | -- | -- | -- | -- | -- | 3 | 3 | 11 | 10 | 13 | 18 | 22 | 24 | 23 | 134 | 98 | 64 | 50 | 33 | 52 | 41 | 41 | 43 | 677 | 680 | |
| Liquor Law Violations | -- | 2 | 9 | 11 | 14 | 17 | 53 | 25 | 23 | 19 | 7 | 1 | 2 | 6 | 13 | 14 | 14 | 11 | 9 | 14 | 7 | 9 | 5 | 179 | 232 | |
| Disorderly Conduct | 3 | 6 | 20 | 13 | 23 | 18 | 83 | 6 | 11 | 7 | 21 | 20 | 17 | 12 | 94 | 71 | 88 | 65 | 44 | 59 | 55 | 34 | 28 | 632 | 715 | |
| Vagrancy | -- | -- | -- | -- | 1 | -- | 1 | -- | -- | -- | -- | -- | -- | 1 | -- | -- | -- | -- | -- | -- | -- | 1 | 1 | -- | 3 | 4 |
| All Other, Except Traffic | 1 | 15 | 53 | 52 | 38 | 34 | 193 | 41 | 51 | 75 | 84 | 111 | 116 | 119 | 705 | 651 | 546 | 472 | 340 | 316 | 285 | 174 | 165 | 4,251 | 4,444 | |
| Curfew/Loitering (Juveniles) | -- | -- | 9 | 4 | 1 | -- | 14 | -- | -- | -- | -- | -- | -- | -- | -- | -- | -- | -- | -- | -- | -- | -- | -- | -- | 14 | |
| Runaways (Juveniles) | -- | 14 | 47 | 37 | 33 | 31 | 162 | -- | -- | -- | -- | -- | -- | -- | -- | -- | -- | -- | -- | -- | -- | -- | -- | -- | 162 | |
| PART II SUBTOTAL | 8 | 83 | 250 | 206 | 180 | 194 | 921 | 162 | 182 | 201 | 246 | 269 | 262 | 279 | 1,484 | 1,387 | 1,146 | 903 | 681 | 636 | 577 | 360 | 290 | 9,065 | 9,986 | |
| TOTAL | 10 | 100 | 297 | 240 | 212 | 231 | 1,090 | 198 | 212 | 242 | 300 | 322 | 303 | 332 | 1,771 | 1,661 | 1,376 | 1,053 | 786 | 731 | 669 | 411 | 331 | 10,698 | 11,788 | |

Navajo County

Total Arrests by Age

| Offense Classification | Under 10 | 10-12 | 13-14 | 15 | 16 | 17 | Total Under 18 | 18 | 19 | 20 | 21 | 22 | 23 | 24 | 25-29 | 30-34 | 35-39 | 40-44 | 45-49 | 50-54 | 55-59 | 60-64 | 65+ | Total Over 18 | Total All Ages | |
|--------------------------------------|----------|-----------|------------|------------|------------|------------|----------------|------------|------------|------------|------------|------------|------------|------------|------------|------------|------------|------------|------------|------------|------------|------------|------------|---------------|----------------|----|
| PART I | | | | | | | | | | | | | | | | | | | | | | | | | | |
| Murder/Non-negligent Manslaughter | -- | -- | -- | -- | -- | -- | -- | -- | -- | -- | -- | -- | -- | -- | -- | 1 | 1 | -- | -- | -- | -- | -- | 1 | 3 | 3 | |
| Rape | -- | -- | -- | -- | -- | -- | -- | -- | -- | -- | -- | -- | -- | -- | -- | -- | 2 | -- | -- | -- | -- | -- | -- | -- | 2 | 2 |
| Robbery | -- | -- | -- | -- | -- | -- | -- | 1 | 2 | -- | 1 | -- | -- | -- | 4 | 4 | -- | -- | 1 | 1 | -- | -- | -- | 14 | 14 | |
| Aggravated Assault | -- | 2 | 3 | 2 | 3 | 2 | 12 | 5 | 9 | 4 | 4 | 8 | 5 | 5 | 35 | 39 | 21 | 19 | 13 | 10 | 8 | 1 | 3 | 189 | 201 | |
| Burglary | -- | 2 | 5 | 2 | 2 | -- | 11 | 2 | 1 | 2 | 1 | 1 | 2 | 3 | 6 | 9 | 8 | 3 | 2 | 3 | 3 | 1 | -- | 47 | 58 | |
| Larceny-Theft | 1 | 10 | 15 | 12 | 7 | 11 | 56 | 16 | 15 | 18 | 13 | 11 | 8 | 18 | 60 | 79 | 51 | 35 | 37 | 28 | 17 | 8 | 6 | 420 | 476 | |
| Motor Vehicle Theft | -- | -- | 2 | 1 | -- | 2 | 5 | -- | 2 | -- | -- | -- | -- | -- | 1 | 2 | 6 | 1 | 3 | 2 | -- | -- | -- | 17 | 22 | |
| Arson | -- | -- | -- | -- | -- | -- | -- | -- | -- | -- | 1 | -- | -- | -- | -- | -- | 2 | -- | -- | -- | -- | -- | -- | 3 | 3 | |
| Human Trafficking | -- | -- | -- | -- | -- | -- | -- | -- | -- | -- | -- | -- | -- | -- | -- | -- | -- | -- | -- | -- | -- | -- | -- | -- | -- | |
| PART I SUBTOTAL | 1 | 14 | 25 | 17 | 12 | 15 | 84 | 24 | 29 | 24 | 19 | 21 | 15 | 26 | 106 | 134 | 91 | 58 | 56 | 44 | 28 | 10 | 10 | 695 | 779 | |
| PART II | | | | | | | | | | | | | | | | | | | | | | | | | | |
| Manslaughter by Negligence | -- | -- | -- | -- | -- | -- | -- | -- | -- | -- | -- | -- | -- | -- | -- | -- | -- | -- | -- | -- | -- | -- | -- | -- | -- | |
| Other Assaults – Simple | 1 | 1 | 2 | 7 | 2 | 10 | 23 | 6 | 6 | 3 | 11 | 4 | 8 | 14 | 54 | 57 | 38 | 27 | 22 | 18 | 16 | 12 | 10 | 306 | 329 | |
| Forgery and Counterfeiting | -- | -- | -- | -- | -- | -- | -- | -- | 1 | -- | -- | -- | -- | -- | 5 | 1 | 1 | 4 | 2 | -- | 1 | -- | -- | 15 | 15 | |
| Fraud | -- | -- | -- | -- | 1 | -- | 1 | 1 | 4 | -- | 2 | -- | -- | 1 | 4 | 4 | 4 | 4 | -- | 4 | -- | 1 | 1 | 30 | 31 | |
| Embezzlement | -- | -- | -- | -- | -- | -- | -- | -- | -- | -- | -- | -- | -- | -- | -- | -- | -- | -- | -- | -- | -- | -- | -- | -- | -- | |
| Stolen Property | -- | -- | -- | -- | -- | -- | -- | -- | -- | -- | 1 | 1 | -- | -- | 1 | -- | 2 | 1 | -- | 2 | -- | -- | -- | 8 | 8 | |
| Vandalism | 1 | -- | 4 | 4 | 4 | 1 | 14 | 3 | 4 | 3 | 6 | 4 | 2 | 8 | 28 | 26 | 19 | 6 | 4 | 9 | 7 | 2 | 4 | 135 | 149 | |
| Weapons: Carrying, Possessing, Etc. | -- | -- | -- | -- | -- | 2 | 2 | -- | 1 | -- | -- | -- | 2 | -- | 6 | 2 | 11 | 2 | 7 | 3 | 2 | 2 | 2 | 40 | 42 | |
| Prostitution and Comm. Vice | -- | -- | -- | -- | -- | -- | -- | -- | -- | -- | -- | 1 | -- | -- | -- | -- | -- | -- | -- | -- | -- | -- | -- | 1 | 1 | |
| Sex Offenses | -- | -- | -- | 1 | -- | -- | 1 | 1 | -- | -- | -- | -- | -- | -- | 1 | -- | 3 | 1 | 1 | -- | -- | 1 | -- | 8 | 9 | |
| DRUGS, SALE OR MFG. | | | | | | | | | | | | | | | | | | | | | | | | | | |
| <i>Opium, Cocaine, Derivatives</i> | -- | -- | -- | -- | -- | -- | -- | -- | -- | -- | -- | -- | -- | -- | -- | -- | -- | -- | -- | -- | -- | -- | -- | -- | -- | |
| <i>Marijuana</i> | -- | -- | 1 | 3 | 3 | 2 | 9 | 1 | 1 | -- | -- | -- | 1 | 7 | 2 | 4 | 1 | 2 | 3 | 1 | -- | -- | 2 | 25 | 34 | |
| <i>Synthetic Narcotics</i> | -- | -- | -- | -- | -- | -- | -- | -- | -- | -- | 1 | -- | -- | -- | 5 | 1 | 4 | 2 | 2 | -- | 2 | 1 | 1 | 19 | 19 | |
| <i>Other Dangerous Non-narcotics</i> | -- | -- | 1 | -- | -- | 3 | 4 | 2 | -- | 1 | -- | 3 | -- | -- | 12 | 20 | 11 | 11 | 2 | 6 | 3 | 1 | -- | 72 | 76 | |
| DRUGS, POSSESSION | | | | | | | | | | | | | | | | | | | | | | | | | | |
| <i>Opium, Cocaine, Derivatives</i> | -- | -- | -- | -- | -- | -- | -- | -- | -- | -- | -- | -- | -- | 1 | -- | -- | 1 | -- | -- | -- | -- | -- | -- | 2 | 2 | |
| <i>Marijuana</i> | -- | 1 | 11 | 9 | 12 | 13 | 46 | 12 | 10 | 10 | 9 | 9 | 5 | 2 | 28 | 15 | 17 | 13 | 2 | 4 | 5 | 2 | 5 | 148 | 194 | |
| <i>Synthetic Narcotics</i> | -- | -- | -- | -- | 1 | -- | 1 | 1 | -- | 3 | 1 | 2 | 1 | 2 | 8 | 6 | 10 | 4 | 2 | -- | 2 | -- | -- | 42 | 43 | |
| <i>Other Dangerous Non-narcotics</i> | -- | -- | 2 | 6 | 7 | 5 | 20 | 4 | 3 | 4 | 6 | 8 | 3 | 6 | 28 | 38 | 14 | 17 | 18 | 12 | 5 | 1 | -- | 167 | 187 | |
| All Gambling | -- | -- | -- | -- | -- | -- | -- | -- | -- | -- | -- | -- | -- | -- | -- | -- | -- | -- | -- | -- | -- | -- | -- | -- | -- | |
| Offenses Against Family/Children | -- | -- | -- | -- | -- | -- | -- | -- | -- | -- | 2 | 2 | -- | -- | 1 | 11 | 16 | 14 | 4 | 2 | 2 | 1 | 3 | -- | 58 | 58 |
| Driving Under the Influence | -- | -- | 1 | -- | -- | 5 | 6 | 9 | 9 | 10 | 8 | 15 | 15 | 13 | 84 | 81 | 52 | 48 | 39 | 34 | 33 | 19 | 18 | 487 | 493 | |
| Liquor Law Violations | -- | 3 | 26 | 21 | 25 | 23 | 98 | 29 | 19 | 20 | 7 | 9 | 1 | 8 | 25 | 27 | 21 | 23 | 27 | 18 | 18 | 10 | 5 | 267 | 365 | |
| Disorderly Conduct | -- | 1 | 12 | 3 | 3 | 4 | 23 | 8 | 1 | 11 | 7 | 10 | 9 | 9 | 58 | 64 | 41 | 24 | 32 | 29 | 21 | 15 | 11 | 350 | 373 | |
| Vagrancy | -- | -- | -- | -- | -- | -- | -- | -- | -- | -- | -- | -- | -- | -- | -- | -- | 1 | 3 | 3 | 6 | 2 | 1 | 1 | 17 | 17 | |
| All Other, Except Traffic | -- | 7 | 36 | 37 | 32 | 17 | 129 | 22 | 46 | 45 | 48 | 54 | 38 | 56 | 353 | 376 | 317 | 230 | 198 | 185 | 116 | 81 | 47 | 2,212 | 2,341 | |
| Curfew/Loitering (Juveniles) | -- | -- | -- | -- | -- | -- | -- | -- | -- | -- | -- | -- | -- | -- | -- | -- | -- | -- | -- | -- | -- | -- | -- | -- | -- | |
| Runaways (Juveniles) | -- | -- | 4 | 5 | 1 | 1 | 11 | -- | -- | -- | -- | -- | -- | -- | -- | -- | -- | -- | -- | -- | -- | -- | -- | -- | 11 | |
| PART II SUBTOTAL | 2 | 13 | 100 | 96 | 91 | 86 | 388 | 99 | 105 | 110 | 107 | 123 | 85 | 122 | 718 | 736 | 585 | 425 | 365 | 335 | 235 | 152 | 107 | 4,409 | 4,797 | |
| TOTAL | 3 | 27 | 125 | 113 | 103 | 101 | 472 | 123 | 134 | 134 | 126 | 144 | 100 | 148 | 824 | 870 | 676 | 483 | 421 | 379 | 263 | 162 | 117 | 5,104 | 5,576 | |

Pima County

Total Arrests by Age¹

| Offense Classification | Under 10 | 10-12 | 13-14 | 15 | 16 | 17 | Total Under 18 | 18 | 19 | 20 | 21 | 22 | 23 | 24 | 25-29 | 30-34 | 35-39 | 40-44 | 45-49 | 50-54 | 55-59 | 60-64 | 65+ | Total Over 18 | Total All Ages | |
|--------------------------------------|-----------|------------|--------------|------------|------------|------------|----------------|------------|--------------|------------|--------------|--------------|--------------|--------------|--------------|--------------|--------------|--------------|--------------|--------------|--------------|------------|------------|---------------|----------------|----|
| PART I | | | | | | | | | | | | | | | | | | | | | | | | | | |
| Murder/Non-negligent Manslaughter | -- | -- | -- | -- | 2 | 2 | 4 | 4 | 3 | 3 | 1 | 1 | -- | -- | 5 | 5 | 5 | 2 | 1 | -- | 2 | -- | -- | 33 | 37 | |
| Rape | -- | 1 | 1 | -- | -- | 2 | 4 | 4 | 1 | -- | 1 | 4 | 1 | -- | -- | 10 | 14 | 11 | 10 | 8 | 2 | 3 | -- | 1 | 66 | 70 |
| Robbery | -- | 5 | 13 | 29 | 24 | 15 | 86 | 22 | 21 | 14 | 15 | 16 | 8 | 6 | 68 | 64 | 45 | 17 | 17 | 7 | 13 | 1 | -- | 334 | 420 | |
| Aggravated Assault | 5 | 17 | 23 | 13 | 8 | 21 | 87 | 24 | 21 | 23 | 23 | 25 | 22 | 23 | 151 | 140 | 118 | 76 | 63 | 49 | 39 | 15 | 25 | 837 | 924 | |
| Burglary | -- | 16 | 54 | 32 | 29 | 26 | 157 | 33 | 22 | 10 | 17 | 25 | 24 | 24 | 219 | 127 | 126 | 55 | 29 | 25 | 18 | 1 | 9 | 764 | 921 | |
| Larceny-Theft | 4 | 28 | 98 | 67 | 95 | 89 | 381 | 86 | 85 | 99 | 99 | 102 | 101 | 113 | 840 | 831 | 569 | 332 | 250 | 151 | 155 | 63 | 44 | 3,920 | 4,301 | |
| Motor Vehicle Theft | -- | 2 | 15 | 19 | 18 | 2 | 56 | 6 | 7 | 6 | 10 | 7 | 11 | 10 | 72 | 51 | 57 | 24 | 17 | 7 | 4 | 2 | 1 | 292 | 348 | |
| Arson | -- | 4 | 5 | 2 | 2 | -- | 13 | 1 | -- | -- | -- | -- | -- | -- | 6 | 4 | 4 | 1 | 2 | 1 | 2 | -- | -- | 21 | 34 | |
| Human Trafficking | -- | -- | -- | -- | -- | -- | -- | -- | -- | -- | -- | -- | -- | -- | -- | -- | -- | -- | -- | -- | -- | -- | -- | -- | -- | -- |
| PART I SUBTOTAL | 9 | 73 | 209 | 162 | 178 | 157 | 788 | 177 | 159 | 156 | 169 | 177 | 167 | 176 | 1,371 | 1,236 | 935 | 517 | 387 | 242 | 236 | 82 | 80 | 6,267 | 7,055 | |
| PART II | | | | | | | | | | | | | | | | | | | | | | | | | | |
| Manslaughter by Negligence | -- | -- | -- | -- | -- | 1 | 1 | -- | -- | -- | -- | 1 | -- | -- | -- | -- | 1 | -- | -- | -- | -- | -- | 1 | 3 | 4 | |
| Other Assaults – Simple | 45 | 273 | 330 | 154 | 161 | 144 | 1,107 | 125 | 134 | 122 | 144 | 133 | 167 | 164 | 755 | 644 | 592 | 398 | 328 | 243 | 198 | 101 | 108 | 4,356 | 5,463 | |
| Forgery and Counterfeiting | -- | -- | -- | -- | -- | 1 | 1 | -- | -- | -- | -- | 3 | 1 | -- | 10 | 13 | 7 | 7 | 4 | 1 | -- | 2 | -- | 48 | 49 | |
| Fraud | -- | 1 | 1 | -- | 2 | -- | 4 | 1 | 3 | 4 | 4 | 4 | 5 | 7 | 35 | 47 | 40 | 36 | 31 | 26 | 39 | 10 | 7 | 299 | 303 | |
| Embezzlement | -- | -- | -- | -- | -- | -- | -- | -- | -- | -- | -- | -- | 1 | -- | 1 | 1 | -- | -- | -- | -- | -- | -- | -- | 3 | 3 | |
| Stolen Property | -- | -- | 4 | -- | 1 | 3 | 8 | 6 | 3 | 1 | 8 | 1 | 8 | 7 | 35 | 20 | 21 | 15 | 10 | 5 | 5 | 1 | 1 | 147 | 155 | |
| Vandalism | 8 | 52 | 94 | 69 | 54 | 70 | 347 | 69 | 62 | 57 | 67 | 52 | 41 | 58 | 365 | 292 | 272 | 167 | 121 | 101 | 86 | 27 | 31 | 1,868 | 2,215 | |
| Weapons: Carrying, Possessing, Etc. | -- | 4 | 8 | 11 | 14 | 19 | 56 | 23 | 23 | 18 | 20 | 14 | 16 | 21 | 94 | 81 | 73 | 37 | 32 | 12 | 1 | 5 | 3 | 473 | 529 | |
| Prostitution and Comm. Vice | -- | -- | -- | -- | 1 | -- | 1 | -- | -- | -- | -- | -- | -- | -- | -- | -- | -- | -- | -- | -- | -- | -- | -- | -- | 1 | |
| Sex Offenses | 1 | 8 | 10 | 3 | 6 | 2 | 30 | 3 | 1 | 1 | -- | 3 | -- | 1 | 8 | 15 | 12 | 7 | 8 | 5 | 4 | 4 | 6 | 78 | 108 | |
| DRUGS, SALE OR MFG. | | | | | | | | | | | | | | | | | | | | | | | | | | |
| <i>Opium, Cocaine, Derivatives</i> | -- | 1 | -- | -- | -- | 2 | 3 | 1 | 2 | 1 | 4 | 4 | 2 | 3 | 26 | 17 | 16 | 8 | 6 | 1 | 3 | 5 | 1 | 100 | 103 | |
| <i>Marijuana</i> | -- | 1 | 1 | 4 | 2 | 2 | 10 | 3 | 4 | 3 | 3 | 3 | 1 | 1 | 3 | 5 | -- | -- | 1 | 2 | 1 | -- | 1 | 31 | 41 | |
| <i>Synthetic Narcotics</i> | 2 | 16 | 48 | 25 | 22 | 15 | 128 | 9 | 5 | 4 | 4 | 1 | 7 | 7 | 34 | 33 | 18 | 22 | 16 | 11 | 6 | 4 | 2 | 183 | 311 | |
| <i>Other Dangerous Non-narcotics</i> | -- | -- | -- | 5 | -- | 1 | 6 | -- | 2 | -- | -- | -- | -- | -- | 1 | 2 | 1 | -- | 1 | -- | 1 | -- | -- | 8 | 14 | |
| DRUGS, POSSESSION | | | | | | | | | | | | | | | | | | | | | | | | | | |
| <i>Opium, Cocaine, Derivatives</i> | 1 | 2 | 2 | -- | -- | 1 | 6 | 18 | 17 | 13 | 11 | 10 | 10 | 14 | 82 | 80 | 56 | 26 | 21 | 9 | 9 | 1 | 1 | 378 | 384 | |
| <i>Marijuana</i> | 1 | 22 | 85 | 55 | 77 | 84 | 324 | 145 | 126 | 107 | 97 | 78 | 57 | 69 | 307 | 240 | 186 | 121 | 74 | 65 | 61 | 30 | 24 | 1,787 | 2,111 | |
| <i>Synthetic Narcotics</i> | 2 | 7 | 25 | 16 | 26 | 14 | 90 | 28 | 32 | 26 | 28 | 36 | 50 | 38 | 324 | 343 | 242 | 169 | 108 | 86 | 67 | 19 | 9 | 1,605 | 1,695 | |
| <i>Other Dangerous Non-narcotics</i> | -- | 1 | 19 | 24 | 19 | 9 | 72 | 3 | 8 | 5 | 4 | 3 | 6 | 4 | 29 | 22 | 23 | 11 | 8 | 14 | 5 | 4 | 1 | 150 | 222 | |
| All Gambling | -- | -- | -- | -- | -- | -- | -- | -- | -- | -- | -- | -- | -- | -- | -- | -- | -- | -- | -- | -- | -- | -- | -- | -- | -- | -- |
| Offenses Against Family/Children | -- | -- | -- | -- | -- | -- | -- | -- | -- | -- | 1 | 3 | 1 | 1 | 10 | 9 | 11 | 5 | 4 | 2 | -- | -- | -- | 47 | 47 | |
| Driving Under the Influence | -- | -- | 1 | -- | 4 | 10 | 15 | 41 | 52 | 39 | 79 | 101 | 90 | 88 | 425 | 314 | 226 | 154 | 140 | 109 | 107 | 66 | 84 | 2,115 | 2,130 | |
| Liquor Law Violations | -- | 9 | 29 | 30 | 56 | 72 | 196 | 123 | 102 | 80 | 9 | 12 | 12 | 15 | 68 | 66 | 49 | 63 | 76 | 75 | 48 | 51 | 22 | 871 | 1,067 | |
| Disorderly Conduct | 2 | 47 | 91 | 65 | 59 | 53 | 317 | 50 | 63 | 53 | 71 | 66 | 67 | 51 | 379 | 364 | 356 | 250 | 222 | 180 | 132 | 79 | 66 | 2,449 | 2,766 | |
| Vagrancy | -- | -- | -- | -- | -- | -- | -- | -- | -- | -- | -- | -- | -- | -- | -- | -- | -- | -- | -- | -- | -- | -- | -- | -- | -- | -- |
| All Other, Except Traffic | 7 | 50 | 108 | 106 | 113 | 138 | 522 | 163 | 251 | 299 | 386 | 375 | 438 | 470 | 3,788 | 3,588 | 2,883 | 1,825 | 1,331 | 925 | 825 | 405 | 283 | 18,235 | 18,757 | |
| Curfew/Loitering (Juveniles) | -- | 11 | 26 | 23 | 25 | 22 | 107 | -- | -- | -- | -- | -- | -- | -- | -- | -- | -- | -- | -- | -- | -- | -- | -- | -- | 107 | |
| Runaways (Juveniles) | 3 | 78 | 183 | 161 | 126 | 133 | 684 | -- | -- | -- | -- | -- | -- | -- | -- | -- | -- | -- | -- | -- | -- | -- | -- | -- | 684 | |
| PART II SUBTOTAL | 72 | 583 | 1,065 | 751 | 768 | 796 | 4,035 | 811 | 890 | 833 | 940 | 903 | 980 | 1,019 | 6,779 | 6,196 | 5,085 | 3,321 | 2,542 | 1,872 | 1,598 | 814 | 651 | 35,234 | 39,269 | |
| TOTAL | 81 | 656 | 1,274 | 913 | 946 | 953 | 4,823 | 988 | 1,049 | 989 | 1,109 | 1,080 | 1,147 | 1,195 | 8,150 | 7,432 | 6,020 | 3,838 | 2,929 | 2,114 | 1,834 | 896 | 731 | 41,501 | 46,324 | |

¹Complete data was not provided by the South Tucson, Pima Community College Police Department, and the Pima County Sheriff's Office.

Pinal County

Total Arrests by Age¹

| Offense Classification | Under 10 | 10-12 | 13-14 | 15 | 16 | 17 | Total Under 18 | 18 | 19 | 20 | 21 | 22 | 23 | 24 | 25-29 | 30-34 | 35-39 | 40-44 | 45-49 | 50-54 | 55-59 | 60-64 | 65+ | Total Over 18 | Total All Ages |
|--------------------------------------|-----------|------------|------------|------------|------------|------------|----------------|------------|------------|------------|------------|------------|------------|------------|--------------|--------------|--------------|------------|------------|------------|------------|------------|------------|---------------|----------------|
| PART I | | | | | | | | | | | | | | | | | | | | | | | | | |
| Murder/Non-negligent Manslaughter | -- | -- | -- | -- | -- | 1 | 1 | -- | -- | -- | -- | 2 | -- | 1 | -- | 1 | 1 | -- | -- | -- | -- | 1 | 6 | 7 | |
| Rape | -- | -- | -- | -- | 1 | -- | 1 | 2 | -- | 1 | 1 | 1 | -- | -- | 2 | 1 | 3 | 1 | 2 | 1 | 1 | 1 | -- | 17 | 18 |
| Robbery | -- | -- | -- | 1 | 5 | 2 | 8 | 2 | 1 | 1 | 3 | -- | 2 | 3 | 8 | 10 | 6 | 1 | 2 | -- | -- | -- | -- | 39 | 47 |
| Aggravated Assault | 1 | 2 | 12 | 7 | 8 | 6 | 36 | 2 | 10 | 6 | 6 | 13 | 15 | 12 | 74 | 68 | 56 | 32 | 29 | 21 | 10 | 6 | 6 | 366 | 402 |
| Burglary | 1 | 6 | 28 | 10 | 10 | 10 | 65 | 2 | 3 | 1 | 6 | 4 | 3 | 4 | 15 | 15 | 19 | 9 | 3 | 7 | -- | 4 | 1 | 96 | 161 |
| Larceny-Theft | 2 | 18 | 31 | 38 | 24 | 19 | 132 | 30 | 32 | 37 | 36 | 30 | 32 | 25 | 131 | 138 | 122 | 73 | 55 | 36 | 22 | 7 | 18 | 824 | 956 |
| Motor Vehicle Theft | -- | 2 | 11 | 8 | 4 | 4 | 29 | 4 | 1 | 2 | 4 | 1 | 2 | 2 | 10 | 15 | 10 | 4 | 1 | 1 | 1 | -- | 1 | 59 | 88 |
| Arson | -- | -- | -- | -- | -- | 1 | 1 | 1 | -- | -- | -- | -- | -- | -- | -- | 1 | 1 | 1 | -- | -- | -- | -- | -- | 4 | 5 |
| Human Trafficking | -- | -- | -- | -- | -- | -- | -- | -- | -- | -- | -- | -- | -- | -- | -- | -- | -- | -- | -- | -- | -- | -- | -- | -- | -- |
| PART I SUBTOTAL | 4 | 28 | 82 | 64 | 52 | 43 | 273 | 43 | 47 | 48 | 56 | 51 | 54 | 47 | 240 | 249 | 218 | 121 | 92 | 66 | 34 | 18 | 27 | 1,411 | 1,684 |
| PART II | | | | | | | | | | | | | | | | | | | | | | | | | |
| Manslaughter by Negligence | -- | -- | -- | -- | -- | -- | -- | -- | -- | -- | -- | -- | -- | 1 | -- | -- | -- | -- | -- | -- | -- | -- | -- | 1 | 1 |
| Other Assaults – Simple | 6 | 37 | 56 | 52 | 37 | 49 | 237 | 29 | 28 | 29 | 28 | 39 | 34 | 23 | 185 | 157 | 128 | 112 | 87 | 71 | 44 | 27 | 33 | 1,054 | 1,291 |
| Forgery and Counterfeiting | -- | -- | -- | -- | -- | -- | -- | 2 | 3 | 1 | -- | -- | -- | -- | 6 | 8 | 9 | 5 | -- | 5 | 1 | 2 | -- | 42 | 42 |
| Fraud | -- | 1 | -- | 1 | 1 | 1 | 4 | -- | 3 | 1 | -- | 2 | 1 | 5 | 10 | 13 | 15 | 4 | 9 | 2 | 1 | 2 | 1 | 69 | 73 |
| Embezzlement | -- | -- | -- | -- | -- | -- | -- | -- | -- | -- | -- | -- | -- | -- | -- | -- | -- | -- | -- | -- | -- | -- | -- | -- | -- |
| Stolen Property | -- | -- | -- | 1 | -- | -- | 1 | 1 | -- | 2 | -- | -- | 1 | -- | 5 | 1 | 1 | -- | -- | 1 | 1 | -- | 1 | 14 | 15 |
| Vandalism | 1 | 10 | 29 | 25 | 18 | 12 | 95 | 9 | 11 | 14 | 13 | 6 | 7 | 13 | 59 | 58 | 54 | 30 | 22 | 15 | 6 | 2 | 2 | 321 | 416 |
| Weapons: Carrying, Possessing, Etc. | 1 | 2 | 1 | 2 | 3 | 2 | 11 | 3 | 6 | 1 | 1 | 2 | 1 | 3 | 17 | 19 | 15 | 5 | 7 | 5 | 7 | 2 | 2 | 96 | 107 |
| Prostitution and Comm. Vice | -- | -- | -- | -- | -- | -- | 0 | -- | -- | -- | 1 | -- | -- | -- | -- | -- | -- | -- | -- | -- | -- | -- | -- | 1 | 1 |
| Sex Offenses | -- | 3 | 3 | 3 | 2 | 5 | 16 | 4 | -- | 2 | 3 | 1 | -- | 2 | 8 | 5 | 7 | 8 | 6 | 4 | 1 | -- | -- | 51 | 67 |
| DRUGS, SALE OR MFG. | | | | | | | | | | | | | | | | | | | | | | | | | |
| <i>Opium, Cocaine, Derivatives</i> | -- | -- | 1 | -- | -- | -- | 1 | 3 | -- | -- | 1 | -- | 1 | 2 | 10 | 8 | 5 | 6 | 5 | 5 | 1 | 4 | 1 | 52 | 53 |
| <i>Marijuana</i> | -- | -- | 2 | 3 | -- | -- | 5 | 2 | 3 | 4 | 3 | 2 | 2 | 2 | 6 | 8 | 2 | 7 | -- | -- | -- | 1 | -- | 42 | 47 |
| <i>Synthetic Narcotics</i> | -- | -- | 1 | -- | -- | 1 | 2 | -- | -- | -- | -- | -- | -- | 1 | 3 | 7 | 2 | 3 | 1 | 1 | 4 | -- | 1 | 23 | 25 |
| <i>Other Dangerous Non-narcotics</i> | -- | 3 | 9 | 10 | 12 | 2 | 36 | 4 | -- | -- | 1 | 1 | 2 | -- | 1 | -- | 2 | -- | 2 | -- | -- | -- | -- | 13 | 49 |
| DRUGS, POSSESSION | | | | | | | | | | | | | | | | | | | | | | | | | |
| <i>Opium, Cocaine, Derivatives</i> | -- | 1 | -- | 1 | 1 | 5 | 8 | 2 | -- | 6 | 3 | 7 | 4 | 13 | 33 | 24 | 19 | 12 | 3 | 8 | 2 | 2 | -- | 138 | 146 |
| <i>Marijuana</i> | -- | 4 | 32 | 22 | 25 | 23 | 106 | 37 | 32 | 36 | 26 | 21 | 16 | 15 | 70 | 61 | 40 | 23 | 23 | 12 | 12 | 3 | 7 | 434 | 540 |
| <i>Synthetic Narcotics</i> | -- | -- | -- | 1 | 3 | 5 | 9 | 1 | 1 | 1 | 5 | 1 | 3 | 5 | 17 | 22 | 21 | 17 | 11 | 9 | 7 | 3 | 1 | 125 | 134 |
| <i>Other Dangerous Non-narcotics</i> | -- | -- | 8 | 5 | 6 | 10 | 29 | 3 | 4 | 2 | 3 | 9 | 10 | 4 | 57 | 34 | 34 | 21 | 16 | 11 | 12 | 1 | 1 | 222 | 251 |
| All Gambling | -- | -- | -- | -- | -- | -- | -- | -- | -- | -- | -- | -- | -- | -- | -- | -- | -- | -- | -- | -- | -- | -- | -- | -- | -- |
| Offenses Against Family/Children | -- | -- | 4 | -- | 1 | 1 | 6 | 1 | 3 | 5 | 3 | 1 | 1 | 2 | 12 | 19 | 27 | 8 | 7 | 1 | 3 | 1 | 2 | 96 | 102 |
| Driving Under the Influence | -- | -- | -- | -- | 2 | 4 | 6 | 10 | 12 | 9 | 13 | 15 | 15 | 12 | 89 | 77 | 55 | 54 | 35 | 27 | 23 | 14 | 16 | 476 | 482 |
| Liquor Law Violations | -- | -- | 5 | 5 | 11 | 9 | 30 | 21 | 12 | 11 | -- | 2 | 4 | 3 | 27 | 21 | 12 | 17 | 19 | 17 | 8 | 3 | 5 | 182 | 212 |
| Disorderly Conduct | -- | 9 | 29 | 36 | 18 | 15 | 107 | 19 | 10 | 11 | 12 | 22 | 16 | 13 | 89 | 77 | 80 | 58 | 64 | 48 | 21 | 16 | 22 | 578 | 685 |
| Vagrancy | -- | -- | -- | -- | -- | -- | -- | -- | -- | -- | -- | -- | 1 | -- | 1 | -- | 2 | 3 | -- | -- | -- | -- | -- | 7 | 7 |
| All Other, Except Traffic | -- | 9 | 65 | 29 | 34 | 35 | 172 | 56 | 61 | 67 | 69 | 82 | 63 | 81 | 514 | 518 | 424 | 293 | 211 | 157 | 109 | 75 | 29 | 2,809 | 2,981 |
| Curfew/Loitering (Juveniles) | -- | 2 | 6 | -- | 1 | 1 | 10 | -- | -- | -- | -- | -- | -- | -- | -- | -- | -- | -- | -- | -- | -- | -- | -- | -- | 10 |
| Runaways (Juveniles) | -- | 5 | 15 | 10 | 8 | -- | 38 | -- | -- | -- | -- | -- | -- | -- | -- | -- | -- | -- | -- | -- | -- | -- | -- | -- | 38 |
| PART II SUBTOTAL | 8 | 86 | 266 | 206 | 183 | 180 | 929 | 207 | 189 | 202 | 185 | 213 | 182 | 200 | 1,219 | 1,137 | 954 | 686 | 528 | 399 | 263 | 158 | 124 | 6,846 | 7,775 |
| TOTAL | 12 | 114 | 348 | 270 | 235 | 223 | 1,202 | 250 | 236 | 250 | 241 | 264 | 236 | 247 | 1,459 | 1,386 | 1,172 | 807 | 620 | 465 | 297 | 176 | 151 | 8,257 | 9,459 |

¹Complete data was not provided by the Eloy and Superior Police Department.

Santa Cruz County

Total Arrests by Age¹

| Offense Classification | Under 10 | 10-12 | 13-14 | 15 | 16 | 17 | Total Under 18 | 18 | 19 | 20 | 21 | 22 | 23 | 24 | 25-29 | 30-34 | 35-39 | 40-44 | 45-49 | 50-54 | 55-59 | 60-64 | 65+ | Total Over 18 | Total All Ages |
|--------------------------------------|-----------|-----------|-----------|-----------|-----------|-----------|----------------|-----------|-----------|-----------|-----------|-----------|-----------|-----------|------------|------------|------------|------------|------------|-----------|-----------|-----------|-----------|---------------|----------------|
| PART I | | | | | | | | | | | | | | | | | | | | | | | | | |
| Murder/Non-negligent Manslaughter | -- | -- | -- | -- | -- | -- | -- | -- | -- | -- | -- | -- | -- | -- | -- | -- | -- | -- | -- | -- | -- | -- | -- | -- | -- |
| Rape | -- | -- | -- | -- | -- | -- | -- | -- | -- | -- | -- | -- | -- | -- | -- | -- | -- | -- | -- | -- | -- | -- | -- | -- | -- |
| Robbery | -- | -- | -- | -- | -- | -- | -- | -- | -- | -- | -- | -- | -- | -- | -- | -- | -- | -- | -- | -- | -- | -- | -- | -- | -- |
| Aggravated Assault | 1 | 1 | 1 | 2 | -- | -- | 5 | -- | -- | -- | 1 | 1 | 2 | 2 | 9 | 2 | 5 | 3 | 5 | 2 | -- | 1 | -- | 33 | 38 |
| Burglary | -- | -- | 2 | 1 | 1 | 2 | 6 | 1 | 4 | 1 | -- | -- | 2 | 1 | 5 | 2 | 3 | 2 | 5 | 1 | 1 | -- | 1 | 29 | 35 |
| Larceny-Theft | 4 | 11 | 10 | 12 | 4 | 6 | 47 | 7 | 12 | 5 | 7 | 7 | 12 | 8 | 53 | 37 | 30 | 15 | 18 | 7 | 6 | 2 | 5 | 231 | 278 |
| Motor Vehicle Theft | -- | -- | 2 | 1 | -- | -- | 3 | -- | -- | -- | -- | -- | -- | -- | 2 | 1 | 1 | -- | -- | 1 | -- | -- | -- | 5 | 8 |
| Arson | -- | -- | -- | -- | -- | -- | -- | -- | -- | -- | -- | 1 | -- | -- | -- | -- | -- | -- | -- | -- | -- | -- | -- | 1 | 1 |
| Human Trafficking | -- | -- | -- | -- | -- | -- | -- | -- | -- | -- | -- | -- | -- | -- | -- | -- | -- | -- | -- | -- | -- | -- | -- | -- | -- |
| PART I SUBTOTAL | 5 | 12 | 15 | 16 | 5 | 8 | 61 | 8 | 16 | 6 | 8 | 9 | 16 | 11 | 69 | 42 | 39 | 20 | 28 | 11 | 7 | 3 | 6 | 299 | 360 |
| PART II | | | | | | | | | | | | | | | | | | | | | | | | | |
| Manslaughter by Negligence | -- | -- | -- | -- | -- | -- | -- | -- | -- | -- | -- | -- | -- | -- | 2 | -- | -- | -- | -- | -- | -- | -- | -- | 2 | 2 |
| Other Assaults – Simple | -- | 8 | 6 | 10 | 5 | 2 | 31 | 2 | 3 | 1 | 2 | 1 | 2 | 2 | 13 | 9 | 9 | 2 | 3 | 3 | 4 | 1 | 2 | 59 | 90 |
| Forgery and Counterfeiting | -- | -- | -- | -- | -- | -- | -- | -- | -- | -- | -- | -- | -- | -- | -- | -- | -- | -- | -- | -- | -- | -- | -- | -- | -- |
| Fraud | -- | -- | -- | 2 | -- | -- | 2 | -- | -- | 2 | -- | -- | 1 | -- | 4 | 2 | 4 | 2 | 1 | -- | -- | -- | -- | 16 | 18 |
| Embezzlement | -- | -- | -- | -- | -- | -- | -- | -- | -- | -- | -- | -- | -- | -- | -- | -- | -- | -- | -- | -- | -- | -- | -- | -- | -- |
| Stolen Property | -- | -- | -- | -- | -- | -- | -- | -- | -- | -- | -- | -- | -- | -- | -- | -- | -- | -- | -- | -- | -- | -- | -- | -- | -- |
| Vandalism | 2 | -- | 2 | 5 | -- | -- | 9 | -- | 3 | -- | -- | -- | -- | 2 | 4 | 2 | 2 | 2 | -- | 1 | -- | -- | -- | 16 | 25 |
| Weapons: Carrying, Possessing, Etc. | -- | -- | 1 | -- | -- | -- | 1 | -- | -- | -- | -- | -- | -- | 1 | 4 | 2 | 4 | 2 | -- | -- | -- | -- | -- | 13 | 14 |
| Prostitution and Comm. Vice | -- | -- | -- | -- | -- | -- | -- | -- | -- | -- | -- | -- | -- | -- | -- | -- | -- | -- | -- | -- | -- | -- | -- | -- | -- |
| Sex Offenses | -- | 2 | 2 | -- | -- | -- | 4 | -- | -- | -- | -- | -- | -- | -- | 1 | 2 | -- | 1 | -- | -- | -- | 1 | -- | 5 | 9 |
| DRUGS, SALE OR MFG. | | | | | | | | | | | | | | | | | | | | | | | | | |
| <i>Opium, Cocaine, Derivatives</i> | -- | -- | -- | -- | -- | -- | -- | -- | -- | -- | -- | -- | -- | -- | -- | -- | -- | -- | -- | -- | -- | -- | -- | -- | -- |
| <i>Marijuana</i> | -- | -- | -- | -- | -- | -- | -- | -- | -- | -- | -- | -- | -- | -- | -- | -- | -- | -- | -- | -- | -- | -- | -- | -- | -- |
| <i>Synthetic Narcotics</i> | -- | -- | -- | -- | -- | -- | -- | -- | -- | -- | -- | -- | -- | -- | -- | -- | -- | -- | -- | -- | -- | -- | -- | -- | -- |
| <i>Other Dangerous Non-narcotics</i> | -- | -- | -- | -- | -- | -- | -- | -- | -- | -- | -- | -- | -- | -- | -- | -- | -- | -- | -- | -- | -- | -- | -- | -- | -- |
| DRUGS, POSSESSION | | | | | | | | | | | | | | | | | | | | | | | | | |
| <i>Opium, Cocaine, Derivatives</i> | -- | -- | -- | -- | -- | -- | -- | -- | -- | -- | -- | -- | -- | -- | -- | -- | -- | -- | -- | -- | -- | -- | -- | -- | -- |
| <i>Marijuana</i> | -- | -- | 5 | 12 | 10 | 10 | 37 | 17 | 19 | 5 | 8 | 5 | 12 | 19 | 41 | 35 | 29 | 6 | 21 | 3 | -- | -- | 1 | 221 | 258 |
| <i>Synthetic Narcotics</i> | -- | -- | -- | -- | -- | -- | -- | -- | -- | -- | -- | -- | -- | -- | -- | -- | -- | -- | -- | -- | -- | -- | -- | -- | -- |
| <i>Other Dangerous Non-narcotics</i> | -- | -- | -- | -- | -- | -- | -- | -- | -- | -- | -- | -- | -- | -- | -- | -- | -- | -- | -- | -- | -- | -- | -- | -- | -- |
| All Gambling | -- | -- | -- | -- | -- | -- | -- | -- | -- | -- | -- | -- | -- | -- | -- | -- | -- | -- | -- | -- | -- | -- | -- | -- | -- |
| Offenses Against Family/Children | -- | -- | 4 | 1 | 2 | -- | 7 | 1 | 2 | -- | 3 | 1 | -- | 1 | 6 | 7 | 3 | 3 | 2 | 4 | 2 | 5 | 1 | 41 | 48 |
| Driving Under the Influence | -- | -- | -- | -- | 1 | -- | 1 | 4 | -- | 2 | 1 | 4 | 2 | 3 | 17 | 25 | 10 | 15 | 10 | 16 | 9 | 17 | 11 | 146 | 147 |
| Liquor Law Violations | -- | -- | 2 | 6 | 6 | 1 | 15 | 5 | -- | 2 | -- | -- | -- | -- | -- | -- | 1 | -- | -- | 1 | -- | -- | -- | 9 | 24 |
| Disorderly Conduct | 3 | 5 | 12 | 10 | 3 | 3 | 36 | 1 | 5 | 1 | 3 | 3 | 3 | 3 | 21 | 12 | 20 | 13 | 11 | 4 | 2 | 2 | 3 | 107 | 143 |
| Vagrancy | -- | -- | -- | -- | -- | -- | -- | -- | -- | -- | -- | -- | -- | -- | -- | -- | -- | -- | -- | -- | 1 | -- | -- | 1 | 1 |
| All Other, Except Traffic | 1 | 19 | 23 | 9 | 9 | 8 | 69 | 5 | 12 | 7 | 17 | 15 | 14 | 13 | 70 | 48 | 38 | 38 | 26 | 14 | 11 | 3 | 3 | 334 | 403 |
| Curfew/Loitering (Juveniles) | -- | -- | -- | -- | -- | -- | -- | -- | -- | -- | -- | -- | -- | -- | -- | -- | -- | -- | -- | -- | -- | -- | -- | -- | -- |
| Runaways (Juveniles) | 2 | 2 | 3 | 5 | 3 | 5 | 20 | -- | -- | -- | -- | -- | -- | -- | -- | -- | -- | -- | -- | -- | -- | -- | -- | -- | 20 |
| PART II SUBTOTAL | 8 | 36 | 60 | 60 | 39 | 29 | 232 | 35 | 44 | 20 | 34 | 29 | 34 | 44 | 183 | 144 | 120 | 84 | 74 | 46 | 29 | 29 | 21 | 970 | 1,202 |
| TOTAL | 13 | 48 | 75 | 76 | 44 | 37 | 293 | 43 | 60 | 26 | 42 | 38 | 50 | 55 | 252 | 186 | 159 | 104 | 102 | 57 | 36 | 32 | 27 | 1,269 | 1,562 |

¹Complete data was not provided by the Patagonia Police Department.

Yavapai County

Total Arrests by Age¹

| Offense Classification | Under 10 | 10-12 | 13-14 | 15 | 16 | 17 | Total Under 18 | 18 | 19 | 20 | 21 | 22 | 23 | 24 | 25-29 | 30-34 | 35-39 | 40-44 | 45-49 | 50-54 | 55-59 | 60-64 | 65+ | Total Over 18 | Total All Ages | |
|--------------------------------------|-----------|------------|------------|------------|------------|------------|----------------|------------|------------|------------|------------|------------|------------|------------|--------------|------------|------------|------------|------------|------------|------------|------------|------------|---------------|----------------|----|
| PART I | | | | | | | | | | | | | | | | | | | | | | | | | | |
| Murder/Non-negligent Manslaughter | -- | -- | -- | -- | -- | -- | -- | -- | 1 | -- | -- | -- | -- | 1 | -- | 1 | -- | -- | 3 | -- | 1 | -- | 1 | 8 | 8 | |
| Rape | -- | -- | -- | -- | -- | -- | -- | -- | -- | -- | -- | -- | -- | -- | 1 | -- | 1 | -- | -- | -- | -- | -- | -- | 2 | 2 | |
| Robbery | -- | -- | -- | -- | -- | -- | -- | -- | -- | 1 | -- | -- | -- | 1 | 2 | 3 | 3 | -- | -- | -- | -- | 1 | -- | 11 | 11 | |
| Aggravated Assault | -- | 2 | 7 | 6 | 6 | 4 | 25 | 6 | 5 | 2 | 4 | 3 | 6 | 8 | 51 | 31 | 28 | 28 | 26 | 13 | 17 | 8 | 12 | 248 | 273 | |
| Burglary | -- | -- | 8 | 3 | 2 | 5 | 18 | -- | 2 | 3 | 1 | 3 | 1 | 3 | 14 | 12 | 12 | 11 | 4 | 3 | 4 | -- | 2 | 75 | 93 | |
| Larceny-Theft | -- | 7 | 27 | 16 | 21 | 15 | 86 | 22 | 20 | 10 | 9 | 8 | 5 | 21 | 64 | 94 | 43 | 38 | 56 | 33 | 31 | 15 | 20 | 489 | 575 | |
| Motor Vehicle Theft | -- | -- | 2 | 1 | 5 | 4 | 12 | -- | -- | 4 | -- | 2 | 3 | -- | 3 | 7 | 7 | 4 | 1 | 2 | -- | 1 | 1 | 35 | 47 | |
| Arson | 2 | -- | -- | 2 | 1 | -- | 5 | -- | -- | -- | -- | -- | -- | -- | -- | 1 | -- | 1 | -- | -- | 1 | -- | -- | 3 | 8 | |
| Human Trafficking | -- | -- | -- | -- | -- | -- | -- | -- | -- | -- | -- | -- | -- | -- | -- | -- | -- | -- | -- | -- | -- | -- | -- | -- | -- | -- |
| PART I SUBTOTAL | 2 | 9 | 44 | 28 | 35 | 28 | 146 | 28 | 28 | 20 | 14 | 16 | 15 | 34 | 135 | 149 | 94 | 82 | 90 | 51 | 54 | 25 | 36 | 871 | 1,017 | |
| PART II | | | | | | | | | | | | | | | | | | | | | | | | | | |
| Manslaughter by Negligence | -- | -- | -- | -- | -- | -- | -- | -- | -- | -- | -- | -- | -- | -- | -- | -- | -- | -- | -- | -- | -- | -- | -- | -- | -- | -- |
| Other Assaults – Simple | -- | 16 | 48 | 18 | 28 | 20 | 130 | 14 | 16 | 19 | 18 | 28 | 16 | 28 | 93 | 99 | 82 | 62 | 68 | 52 | 36 | 26 | 33 | 690 | 820 | |
| Forgery and Counterfeiting | -- | -- | -- | -- | -- | -- | -- | -- | -- | -- | -- | -- | -- | 1 | 5 | 3 | 1 | 2 | 3 | 1 | 1 | 2 | -- | 20 | 20 | |
| Fraud | -- | -- | 1 | -- | -- | 2 | 3 | 1 | 1 | 4 | 3 | -- | 2 | 3 | 13 | 24 | 13 | 8 | 5 | 1 | 6 | 2 | 3 | 89 | 92 | |
| Embezzlement | -- | -- | -- | -- | -- | -- | -- | -- | -- | -- | -- | -- | -- | -- | -- | -- | -- | -- | -- | -- | -- | -- | -- | -- | -- | -- |
| Stolen Property | -- | -- | 2 | -- | -- | 1 | 3 | -- | 1 | 1 | 1 | -- | -- | -- | 3 | -- | 3 | 1 | -- | -- | -- | -- | -- | 10 | 13 | |
| Vandalism | 5 | 6 | 21 | 3 | 26 | 15 | 76 | 9 | 15 | 12 | 9 | 12 | 6 | 6 | 87 | 50 | 44 | 25 | 20 | 16 | 13 | 19 | 17 | 360 | 436 | |
| Weapons: Carrying, Possessing, Etc. | -- | 1 | 1 | 1 | -- | -- | 3 | 1 | 3 | 1 | 6 | 2 | 6 | 7 | 12 | 15 | 12 | 12 | 5 | 4 | 9 | 4 | 3 | 102 | 105 | |
| Prostitution and Comm. Vice | -- | -- | -- | -- | -- | -- | -- | -- | 1 | -- | -- | -- | -- | -- | 1 | -- | -- | -- | -- | -- | 1 | -- | 1 | 4 | 4 | |
| Sex Offenses | -- | 2 | 2 | 3 | 2 | 3 | 12 | 5 | 2 | 4 | 3 | 4 | -- | -- | 13 | 7 | 3 | 2 | 4 | 4 | 5 | 5 | 4 | 65 | 77 | |
| DRUGS, SALE OR MFG. | | | | | | | | | | | | | | | | | | | | | | | | | | |
| <i>Opium, Cocaine, Derivatives</i> | -- | -- | -- | -- | 1 | -- | 1 | 1 | 2 | -- | -- | -- | -- | -- | 3 | 1 | 3 | 2 | 1 | 1 | 1 | -- | -- | 15 | 16 | |
| <i>Marijuana</i> | -- | -- | 5 | 1 | 4 | 6 | 16 | 3 | 3 | -- | 3 | 3 | 4 | 1 | 9 | 6 | 2 | 2 | 2 | -- | -- | 1 | -- | 39 | 55 | |
| <i>Synthetic Narcotics</i> | -- | -- | -- | -- | 1 | -- | 1 | -- | -- | 1 | 1 | -- | -- | -- | 2 | 4 | -- | 4 | 4 | -- | -- | -- | -- | 16 | 17 | |
| <i>Other Dangerous Non-narcotics</i> | -- | -- | -- | -- | 3 | -- | 3 | 2 | -- | 1 | -- | 1 | 1 | 2 | 7 | 10 | 7 | -- | 4 | 2 | 2 | -- | 4 | 43 | 46 | |
| DRUGS, POSSESSION | | | | | | | | | | | | | | | | | | | | | | | | | | |
| Opium, Cocaine, Derivatives | -- | -- | 1 | -- | 2 | 1 | 4 | 3 | 3 | 3 | 2 | 1 | 6 | 2 | 23 | 30 | 10 | 7 | 1 | 1 | 3 | -- | 2 | 97 | 101 | |
| <i>Marijuana</i> | -- | 5 | 32 | 17 | 25 | 38 | 117 | 50 | 39 | 42 | 35 | 37 | 15 | 23 | 102 | 69 | 55 | 46 | 37 | 23 | 28 | 12 | 10 | 623 | 740 | |
| <i>Synthetic Narcotics</i> | -- | 1 | 10 | 7 | 1 | 7 | 26 | 6 | 10 | 3 | 8 | 5 | 16 | 2 | 40 | 34 | 25 | 37 | 20 | 14 | 19 | 6 | 1 | 246 | 272 | |
| <i>Other Dangerous Non-narcotics</i> | -- | -- | -- | 4 | -- | 1 | 5 | -- | 3 | 4 | 2 | 3 | 7 | 5 | 18 | 11 | 12 | 9 | 4 | 7 | 4 | -- | 1 | 90 | 95 | |
| All Gambling | -- | -- | -- | -- | -- | -- | -- | -- | -- | -- | -- | -- | -- | -- | -- | -- | -- | -- | -- | -- | -- | -- | -- | -- | -- | -- |
| Offenses Against Family/Children | -- | -- | -- | -- | -- | 1 | 1 | -- | 2 | 1 | -- | 2 | 1 | -- | 2 | 3 | 2 | 4 | 6 | 2 | -- | -- | -- | 25 | 26 | |
| Driving Under the Influence | -- | -- | -- | -- | 2 | 5 | 7 | 6 | 8 | 6 | 12 | 12 | 18 | 12 | 85 | 73 | 62 | 52 | 52 | 48 | 46 | 38 | 42 | 572 | 579 | |
| Liquor Law Violations | -- | 2 | 11 | 21 | 16 | 18 | 68 | 18 | 10 | 11 | 7 | 4 | 5 | 3 | 13 | 18 | 16 | 15 | 14 | 10 | 9 | 9 | 7 | 169 | 237 | |
| Disorderly Conduct | 12 | 33 | 39 | 12 | 26 | 23 | 145 | 11 | 8 | 7 | 12 | 13 | 12 | 13 | 85 | 77 | 69 | 50 | 58 | 34 | 36 | 34 | 41 | 560 | 705 | |
| Vagrancy | -- | -- | -- | -- | -- | -- | -- | 1 | -- | -- | -- | -- | 1 | -- | -- | 2 | -- | -- | 1 | -- | -- | -- | -- | 5 | 5 | |
| All Other, Except Traffic | 1 | 14 | 56 | 42 | 29 | 36 | 178 | 29 | 45 | 39 | 42 | 50 | 46 | 28 | 265 | 214 | 196 | 146 | 136 | 97 | 101 | 64 | 92 | 1,590 | 1,768 | |
| Curfew/Loitering (Juveniles) | -- | 4 | 17 | 15 | 5 | 10 | 51 | -- | -- | -- | -- | -- | -- | -- | -- | -- | -- | -- | -- | -- | -- | -- | -- | -- | 51 | |
| Runaways (Juveniles) | 1 | 12 | 37 | 20 | 21 | 30 | 121 | -- | -- | -- | -- | -- | -- | -- | -- | -- | -- | -- | -- | -- | -- | -- | -- | -- | 121 | |
| PART II SUBTOTAL | 19 | 96 | 283 | 164 | 192 | 217 | 971 | 160 | 172 | 159 | 164 | 177 | 163 | 136 | 881 | 750 | 617 | 486 | 445 | 317 | 320 | 222 | 261 | 5,430 | 6,401 | |
| TOTAL | 21 | 105 | 327 | 192 | 227 | 245 | 1,117 | 188 | 200 | 179 | 178 | 193 | 178 | 170 | 1,016 | 899 | 711 | 568 | 535 | 368 | 374 | 247 | 297 | 6,301 | 7,418 | |

¹Complete data was not provided by the Yavapai College Police Department.

Yuma County

Total Arrests by Age

| Offense Classification | Under 10 | 10-12 | 13-14 | 15 | 16 | 17 | Total Under 18 | 18 | 19 | 20 | 21 | 22 | 23 | 24 | 25-29 | 30-34 | 35-39 | 40-44 | 45-49 | 50-54 | 55-59 | 60-64 | 65+ | Total Over 18 | Total All Ages |
|--------------------------------------|-----------|------------|------------|------------|------------|------------|----------------|------------|------------|------------|------------|------------|------------|------------|------------|------------|------------|------------|------------|------------|------------|------------|------------|---------------|----------------|
| PART I | | | | | | | | | | | | | | | | | | | | | | | | | |
| Murder/Non-negligent Manslaughter | -- | -- | -- | -- | -- | -- | -- | -- | -- | 1 | -- | -- | -- | -- | 1 | 3 | -- | -- | 2 | -- | -- | -- | -- | 7 | 7 |
| Rape | -- | -- | -- | 1 | -- | 1 | 2 | -- | -- | -- | -- | 1 | 1 | -- | -- | -- | -- | -- | 1 | -- | -- | -- | -- | 3 | 5 |
| Robbery | -- | -- | -- | 1 | -- | -- | 1 | -- | -- | -- | -- | -- | 1 | 1 | 3 | 1 | -- | -- | -- | 1 | -- | -- | -- | 7 | 8 |
| Aggravated Assault | 1 | 2 | 8 | 5 | 10 | 3 | 29 | 2 | 5 | 7 | 6 | 4 | 13 | 7 | 36 | 29 | 26 | 6 | 5 | 9 | 6 | 1 | 3 | 165 | 194 |
| Burglary | -- | -- | 2 | 4 | -- | 3 | 9 | 3 | 1 | 4 | -- | 1 | -- | 3 | 11 | 10 | 5 | 2 | -- | 3 | -- | 1 | -- | 44 | 53 |
| Larceny-Theft | 2 | 11 | 31 | 26 | 26 | 34 | 130 | 16 | 13 | 25 | 18 | 15 | 12 | 15 | 102 | 93 | 50 | 37 | 42 | 26 | 26 | 16 | 11 | 517 | 647 |
| Motor Vehicle Theft | -- | -- | 10 | 5 | 2 | 1 | 18 | 1 | 1 | 2 | -- | 1 | 1 | -- | 4 | 6 | 1 | -- | -- | -- | 2 | -- | -- | 19 | 37 |
| Arson | -- | 2 | -- | -- | -- | -- | 2 | -- | -- | -- | -- | -- | -- | -- | -- | -- | 1 | -- | -- | -- | -- | 1 | -- | 2 | 4 |
| Human Trafficking | -- | -- | -- | -- | -- | -- | -- | -- | -- | -- | -- | -- | -- | -- | -- | -- | -- | -- | -- | -- | -- | -- | -- | -- | -- |
| PART I SUBTOTAL | 3 | 15 | 51 | 42 | 38 | 42 | 191 | 22 | 20 | 39 | 24 | 22 | 28 | 26 | 157 | 142 | 83 | 45 | 50 | 39 | 34 | 19 | 14 | 764 | 955 |
| PART II | | | | | | | | | | | | | | | | | | | | | | | | | |
| Manslaughter by Negligence | -- | -- | -- | -- | -- | -- | -- | -- | -- | -- | -- | -- | 1 | -- | -- | -- | -- | -- | -- | -- | -- | -- | -- | 1 | 1 |
| Other Assaults – Simple | 9 | 32 | 45 | 36 | 27 | 17 | 166 | 9 | 15 | 8 | 17 | 13 | 21 | 15 | 86 | 80 | 50 | 45 | 34 | 28 | 19 | 8 | 15 | 463 | 629 |
| Forgery and Counterfeiting | -- | -- | -- | -- | -- | -- | -- | -- | -- | -- | -- | -- | -- | -- | 2 | 1 | 1 | 1 | 1 | -- | -- | 1 | -- | 7 | 7 |
| Fraud | -- | -- | 1 | 1 | -- | 2 | 4 | -- | -- | -- | 4 | -- | -- | -- | 11 | 15 | 14 | 1 | 1 | 2 | -- | -- | -- | 48 | 52 |
| Embezzlement | -- | -- | -- | -- | -- | -- | -- | -- | -- | -- | -- | -- | -- | -- | -- | -- | -- | -- | -- | -- | -- | -- | -- | -- | -- |
| Stolen Property | -- | -- | -- | 2 | -- | 1 | 3 | 3 | -- | 1 | -- | -- | 1 | 1 | 2 | 4 | -- | 2 | -- | 1 | -- | 1 | 1 | 17 | 20 |
| Vandalism | 4 | 12 | 44 | 14 | 14 | 10 | 98 | 8 | 4 | 15 | 11 | 11 | 13 | 13 | 53 | 37 | 32 | 16 | 14 | 15 | 7 | 4 | 9 | 262 | 360 |
| Weapons: Carrying, Possessing, Etc. | -- | -- | 1 | 1 | 3 | -- | 5 | -- | 2 | 1 | 2 | -- | 3 | 1 | 9 | 12 | 3 | 3 | 3 | 1 | 1 | -- | 1 | 42 | 47 |
| Prostitution and Comm. Vice | -- | -- | -- | -- | -- | -- | -- | -- | -- | -- | -- | -- | -- | -- | -- | -- | -- | -- | -- | -- | -- | -- | -- | -- | -- |
| Sex Offenses | 1 | 1 | 2 | 2 | 1 | -- | 7 | 1 | 1 | -- | -- | 2 | -- | -- | -- | 3 | 1 | -- | 1 | -- | 2 | -- | 3 | 14 | 21 |
| DRUGS, SALE OR MFG. | | | | | | | | | | | | | | | | | | | | | | | | | |
| <i>Opium, Cocaine, Derivatives</i> | -- | -- | 1 | 1 | -- | -- | 2 | -- | -- | -- | -- | -- | -- | -- | -- | 1 | -- | -- | -- | -- | -- | -- | -- | 1 | 3 |
| <i>Marijuana</i> | -- | -- | -- | -- | -- | -- | -- | -- | -- | -- | -- | 1 | -- | -- | 1 | 2 | 2 | -- | -- | -- | -- | -- | -- | 6 | 6 |
| <i>Synthetic Narcotics</i> | -- | -- | -- | -- | -- | -- | -- | -- | -- | -- | -- | -- | -- | -- | -- | -- | -- | -- | 1 | -- | -- | -- | -- | 1 | 1 |
| <i>Other Dangerous Non-narcotics</i> | -- | -- | 2 | 2 | 1 | 1 | 6 | 1 | 1 | -- | 1 | -- | 1 | -- | -- | 1 | 2 | 1 | -- | -- | -- | -- | -- | 8 | 14 |
| DRUGS, POSSESSION | | | | | | | | | | | | | | | | | | | | | | | | | |
| <i>Opium, Cocaine, Derivatives</i> | -- | -- | -- | -- | -- | 3 | 3 | 1 | 1 | -- | -- | -- | 1 | -- | 12 | 6 | 1 | 2 | 1 | 2 | 1 | 2 | -- | 30 | 33 |
| <i>Marijuana</i> | -- | 9 | 46 | 16 | 20 | 10 | 101 | 11 | 16 | 10 | 8 | 10 | 11 | 5 | 40 | 30 | 11 | 15 | 6 | 8 | 1 | 2 | 2 | 186 | 287 |
| <i>Synthetic Narcotics</i> | -- | 1 | 3 | 2 | 2 | 4 | 12 | 4 | 1 | 1 | -- | -- | 1 | 1 | 3 | 3 | 2 | -- | -- | 1 | -- | -- | -- | 17 | 29 |
| <i>Other Dangerous Non-narcotics</i> | -- | 2 | 38 | 11 | 12 | 11 | 74 | 3 | 6 | 2 | 6 | 6 | 7 | 9 | 40 | 29 | 22 | 17 | 12 | 19 | 17 | 7 | 1 | 203 | 277 |
| All Gambling | -- | -- | -- | -- | -- | 1 | 1 | -- | -- | -- | -- | -- | -- | -- | -- | -- | -- | -- | -- | -- | -- | -- | -- | -- | 1 |
| Offenses Against Family/Children | -- | 1 | 1 | 1 | 1 | 2 | 6 | 1 | 4 | 2 | 1 | 1 | 2 | -- | 7 | 6 | 4 | 1 | 3 | 1 | 3 | 1 | 1 | 38 | 44 |
| Driving Under the Influence | -- | -- | -- | -- | -- | 1 | 1 | 3 | 5 | 7 | 12 | 8 | 12 | 12 | 53 | 33 | 25 | 23 | 13 | 19 | 15 | 9 | 9 | 258 | 259 |
| Liquor Law Violations | -- | -- | 6 | 7 | 4 | 6 | 23 | 8 | 24 | 17 | 3 | 5 | 4 | 1 | 11 | 9 | 10 | 3 | 9 | 14 | 14 | 3 | 8 | 143 | 166 |
| Disorderly Conduct | -- | 9 | 25 | 19 | 9 | 9 | 71 | -- | 6 | 10 | 5 | 5 | 4 | 5 | 26 | 38 | 26 | 31 | 26 | 13 | 17 | 9 | 3 | 224 | 295 |
| Vagrancy | -- | -- | -- | -- | -- | -- | -- | -- | -- | -- | -- | -- | -- | -- | 1 | -- | -- | 1 | 1 | 4 | -- | -- | -- | 7 | 7 |
| All Other, Except Traffic | -- | 18 | 69 | 29 | 25 | 21 | 162 | 29 | 33 | 40 | 56 | 45 | 50 | 39 | 256 | 224 | 170 | 119 | 106 | 90 | 71 | 49 | 40 | 1,417 | 1,579 |
| Curfew/Loitering (Juveniles) | -- | -- | -- | -- | -- | -- | -- | -- | -- | -- | -- | -- | -- | -- | -- | -- | -- | -- | -- | -- | -- | -- | -- | -- | -- |
| Runaways (Juveniles) | -- | -- | -- | -- | -- | -- | -- | -- | -- | -- | -- | -- | -- | -- | -- | -- | -- | -- | -- | -- | -- | -- | -- | -- | -- |
| PART II SUBTOTAL | 14 | 85 | 284 | 144 | 119 | 99 | 745 | 82 | 119 | 114 | 126 | 107 | 132 | 102 | 613 | 534 | 376 | 281 | 232 | 218 | 168 | 96 | 93 | 3,393 | 4,138 |
| TOTAL | 17 | 100 | 335 | 186 | 157 | 141 | 936 | 104 | 139 | 153 | 150 | 129 | 160 | 128 | 770 | 676 | 459 | 326 | 282 | 257 | 202 | 115 | 107 | 4,157 | 5,093 |

Police Disposition of Juveniles by County

| County | Total | Handled within the Agency and Released | Referred to Juvenile Court or Probation Department | Referred to Welfare Agency | Referred to Other Police Agency | Referred to Criminal or Adult Court |
|--------------|---------------|--|--|----------------------------|---------------------------------|-------------------------------------|
| Apache | 36 | 13 | 23 | -- | -- | -- |
| Cochise | 605 | 66 | 534 | -- | 5 | -- |
| Coconino | 651 | 102 | 523 | 4 | 22 | -- |
| Gila | 300 | 22 | 278 | -- | -- | -- |
| Graham | 209 | 19 | 190 | -- | -- | -- |
| Greenlee | 1 | -- | 1 | -- | -- | -- |
| La Paz | 65 | 2 | 62 | -- | 1 | -- |
| Maricopa | 10,196 | 3,922 | 5,675 | 112 | 487 | -- |
| Mohave | 1,229 | 155 | 1,003 | -- | 71 | -- |
| Navajo | 489 | 83 | 379 | -- | 27 | -- |
| Pima | 5,071 | 2,065 | 2,753 | 171 | 82 | -- |
| Pinal | 1,202 | 252 | 944 | -- | 6 | -- |
| Santa Cruz | 361 | 66 | 291 | -- | 4 | -- |
| Yavapai | 1,128 | 392 | 688 | 32 | 16 | -- |
| Yuma | 950 | 157 | 793 | -- | -- | -- |
| TOTAL | 22,493 | 7,316 | 14,137 | 319 | 721 | -- |

This page has been intentionally left blank.

A photograph of a person climbing a stone monument in a park. The person is wearing a dark long-sleeved shirt and light-colored pants. The monument is a large, dark stone structure with a person sitting on top. The background shows trees and a clear sky. The text "AGENCY ARREST DATA" is overlaid in the center of the image.

AGENCY ARREST DATA

This page has been intentionally left blank.

Agency Data

| Agency | Months on File | Crime Index Total | Violent Crime Total | Murder | Rape | Robbery | Aggravated Assault | Human Trafficking | Property Crime Total | Burglary | Larceny | Motor Vehicle Theft | Arson | Employee Data | | | | Estimated Population |
|---------------------------|----------------|-------------------|---------------------|--------|------|---------|--------------------|-------------------|----------------------|----------|---------|---------------------|-------|---------------|--------------|----------------|-----------------|----------------------|
| | | | | | | | | | | | | | | Sworn Male | Sworn Female | Total Civilian | Total Employees | |
| Apache County SO | 11 | 153 | 11 | -- | 1 | 1 | 9 | -- | 142 | 78 | 57 | 7 | -- | 23 | 2 | 47 | 72 | 61,414 |
| Apache Junction PD | 12 | 832 | 91 | 2 | 11 | 8 | 70 | -- | 741 | 212 | 450 | 73 | 6 | 59 | 2 | 34 | 95 | 41,388 |
| AZ Dept. of Public Safety | 0 | 0 | 0 | -- | -- | -- | -- | -- | 0 | -- | -- | -- | -- | 1,072 | 43 | 831 | 1,946 | -- |
| AZ State University PD | 12 | 789 | 49 | -- | 21 | 5 | 23 | -- | 740 | 56 | 667 | 16 | 1 | 76 | 9 | 76 | 161 | -- |
| AZ Western College PD | 12 | 11 | 0 | -- | -- | -- | -- | -- | 11 | -- | 11 | -- | -- | 5 | 1 | 5 | 11 | -- |
| Avondale PD | 12 | 3,362 | 251 | 1 | 21 | 82 | 147 | -- | 3,111 | 381 | 2,467 | 247 | 16 | 117 | 17 | 57 | 191 | 84,595 |
| Benson PD | 0 | 0 | 0 | -- | -- | -- | -- | -- | 0 | -- | -- | -- | -- | 12 | 1 | 8 | 21 | 5,054 |
| Bisbee PD | 0 | 0 | 0 | -- | -- | -- | -- | -- | 0 | -- | -- | -- | -- | 11 | -- | 4 | 15 | 5,369 |
| Buckeye PD | 12 | 1,373 | 107 | 2 | 26 | 10 | 69 | -- | 1,266 | 146 | 1,050 | 69 | 1 | 84 | 7 | 38 | 129 | 81,624 |
| Bullhead City PD | 12 | 1,490 | 129 | 2 | 23 | 25 | 79 | -- | 1,361 | 235 | 981 | 136 | 9 | 64 | 4 | 39 | 107 | 41,193 |
| Camp Verde PD | 12 | 312 | 46 | -- | 3 | -- | 43 | -- | 266 | 62 | 187 | 16 | 1 | 21 | 1 | 13 | 35 | 11,162 |
| Casa Grande PD | 12 | 1,625 | 279 | 2 | 31 | 30 | 216 | -- | 1,346 | 150 | 1,078 | 107 | 11 | 69 | 3 | 27 | 99 | 56,962 |
| Central AZ College PD | 12 | 17 | 0 | -- | -- | -- | -- | -- | 17 | 2 | 15 | -- | -- | 9 | 1 | 2 | 12 | -- |
| Chandler PD | 12 | 5,994 | 595 | 4 | 134 | 102 | 353 | 2 | 5,399 | 547 | 4,458 | 377 | 17 | 283 | 45 | 156 | 484 | 266,804 |
| Chino Valley PD | 12 | 191 | 37 | -- | 1 | -- | 36 | -- | 154 | 32 | 107 | 15 | -- | 19 | 3 | 5 | 27 | 11,914 |
| Clarkdale PD | 12 | 47 | 3 | -- | -- | -- | 3 | -- | 44 | 16 | 26 | 2 | -- | 9 | 1 | 1 | 11 | 4,517 |
| Clifton PD | 1 | 2 | 0 | -- | -- | -- | -- | -- | 2 | -- | 2 | -- | -- | 5 | 1 | 7 | 13 | 4,405 |
| Cochise County SO | 12 | 583 | 47 | -- | 1 | 3 | 43 | -- | 536 | 195 | 273 | 63 | 5 | 80 | 6 | 94 | 180 | 51,880 |
| Coconino County SO | 12 | 397 | 127 | 6 | 17 | 1 | 103 | -- | 270 | 59 | 180 | 25 | 6 | 56 | 5 | 178 | 239 | 55,701 |
| Coolidge PD | 12 | 454 | 68 | 2 | 2 | 3 | 61 | -- | 386 | 69 | 292 | 22 | 3 | 28 | 4 | 11 | 43 | 12,734 |
| Cottonwood PD | 12 | 469 | 45 | -- | -- | 5 | 40 | -- | 424 | 37 | 359 | 26 | 2 | 27 | 2 | 23 | 52 | 12,249 |
| Douglas PD | 12 | 604 | 10 | -- | -- | -- | 10 | -- | 594 | 88 | 486 | 20 | -- | 24 | 6 | 12 | 42 | 16,656 |
| Eagar PD | 12 | 32 | 11 | -- | 3 | 1 | 7 | -- | 21 | 7 | 13 | 1 | -- | 6 | -- | 2 | 8 | 4,925 |
| El Mirage PD | 12 | 1,071 | 84 | 2 | 22 | 14 | 46 | -- | 987 | 362 | 523 | 97 | 5 | 45 | 2 | 21 | 68 | 34,359 |
| Eloy PD | 11 | 449 | 77 | -- | 7 | 8 | 62 | -- | 372 | 75 | 263 | 25 | 9 | 21 | 7 | 10 | 38 | 19,438 |
| Flagstaff PD | 12 | 2,773 | 367 | 1 | 42 | 43 | 281 | -- | 2,406 | 140 | 2,171 | 62 | 33 | 105 | 5 | 49 | 159 | 76,338 |
| Florence PD | 12 | 118 | 44 | 1 | 5 | 1 | 37 | -- | 74 | 9 | 58 | 7 | -- | 27 | 2 | 8 | 37 | 27,980 |
| Fredonia Marshal's Office | 12 | 14 | 1 | -- | -- | -- | 1 | -- | 13 | 3 | 8 | 2 | -- | 3 | -- | -- | 3 | 1,313 |
| Gila County SO | 12 | 562 | 176 | 1 | 3 | 5 | 167 | -- | 386 | 65 | 252 | 67 | 2 | 42 | 4 | 82 | 128 | 29,018 |
| Gilbert PD | 12 | 2,813 | 196 | 2 | 39 | 25 | 130 | -- | 2,617 | 357 | 2,144 | 107 | 9 | 253 | 28 | 128 | 409 | 259,386 |
| Glendale PD | 12 | 8,979 | 865 | 17 | 63 | 233 | 550 | 2 | 8,114 | 1,416 | 5,857 | 810 | 31 | 361 | 49 | 140 | 550 | 243,262 |
| Globe PD | 12 | 660 | 134 | -- | -- | 4 | 130 | -- | 526 | 70 | 424 | 31 | 1 | 14 | 4 | 3 | 21 | 7,514 |
| Goodyear PD | 12 | 2,217 | 172 | 1 | 33 | 19 | 119 | -- | 2,045 | 330 | 1,608 | 107 | -- | 104 | 9 | 41 | 154 | 88,870 |
| Graham County SO | 12 | 177 | 61 | 4 | -- | -- | 57 | -- | 116 | 20 | 76 | 8 | 12 | 22 | 1 | 59 | 82 | 20,736 |
| Greenlee County SO | 6 | 21 | 1 | -- | -- | -- | 1 | -- | 20 | 9 | 8 | 3 | -- | 15 | 1 | 26 | 42 | 5,970 |

Agency Data (Cont.)

| Agency | Months on File | Crime Index Total | Violent Crime Total | Murder | Rape | Robbery | Aggravated Assault | Human Trafficking | Property Crime Total | Burglary | Larceny | Motor Vehicle Theft | Arson | Employee Data | | | | Estimated Population |
|----------------------------|----------------|-------------------|---------------------|--------|-------|---------|--------------------|-------------------|----------------------|----------|---------|---------------------|-------|---------------|--------------|----------------|-----------------|----------------------|
| | | | | | | | | | | | | | | Sworn Male | Sworn Female | Total Civilian | Total Employees | |
| Hayden PD | 12 | 45 | 8 | -- | -- | 1 | 7 | -- | 37 | 19 | 13 | 3 | 2 | 5 | 1 | -- | 6 | 644 |
| Holbrook PD | 12 | 366 | 39 | -- | 1 | 6 | 32 | -- | 327 | 86 | 212 | 26 | 3 | 10 | 1 | 2 | 13 | 5,215 |
| Huachuca City PD | 12 | 32 | 6 | 1 | 4 | -- | 1 | -- | 26 | 7 | 18 | 1 | -- | 5 | -- | 2 | 7 | 1,794 |
| Jerome PD | 12 | 20 | 1 | -- | -- | -- | 1 | -- | 19 | 7 | 12 | -- | -- | 5 | -- | -- | 5 | 450 |
| Kearny PD | 12 | 16 | 1 | -- | 1 | -- | -- | -- | 15 | 7 | 6 | 1 | 1 | 5 | -- | 5 | 10 | 2,115 |
| Kingman PD | 12 | 1,471 | 101 | -- | 9 | 12 | 79 | 1 | 1,370 | 208 | 1,039 | 95 | 28 | 44 | 1 | 15 | 60 | 31,480 |
| La Paz County SO | 12 | 373 | 40 | 1 | 2 | 3 | 34 | -- | 333 | 94 | 196 | 42 | 1 | 34 | 4 | 52 | 90 | 14,794 |
| Lake Havasu City PD | 12 | 759 | 87 | 1 | 29 | 3 | 54 | -- | 672 | 108 | 519 | 43 | 2 | 64 | 6 | 39 | 109 | 56,738 |
| Mammoth PD | 12 | 18 | 3 | -- | -- | 1 | 2 | -- | 15 | -- | 13 | 2 | -- | 3 | -- | 1 | 4 | 1,546 |
| Marana PD | 12 | 1,169 | 35 | -- | 7 | 9 | 19 | -- | 1,134 | 70 | 1,020 | 42 | 2 | 78 | 16 | 31 | 125 | 49,323 |
| Maricopa County SO | 2 | 1,194 | 226 | 4 | 15 | 25 | 182 | -- | 968 | 180 | 678 | 101 | 9 | 635 | 35 | 2,773 | 3,443 | 412,708 |
| Maricopa PD | 12 | 580 | 69 | 1 | 6 | 4 | 58 | -- | 511 | 48 | 414 | 48 | 1 | 55 | 12 | 24 | 91 | 54,791 |
| Mesa PD | 12 | 11,671 | 1,961 | 11 | 286 | 390 | 1,266 | 8 | 9,710 | 1,518 | 7,326 | 839 | 27 | 699 | 98 | 405 | 1,202 | 497,439 |
| Miami PD | 12 | 59 | 27 | -- | -- | 3 | 24 | -- | 32 | 30 | 1 | -- | 1 | 7 | 1 | 7 | 15 | 1,815 |
| Mohave County SO | 12 | 2,131 | 135 | 3 | 6 | 19 | 107 | -- | 1,996 | 573 | 1,197 | 213 | 13 | 80 | 3 | 163 | 246 | 87,574 |
| Navajo County SO | 12 | 376 | 42 | 1 | -- | 4 | 37 | -- | 334 | 175 | 120 | 34 | 5 | 40 | 7 | 88 | 135 | 71,265 |
| Nogales PD | 12 | 649 | 41 | -- | -- | -- | 41 | -- | 608 | 66 | 409 | 133 | -- | 44 | 2 | 17 | 63 | 22,917 |
| Northern AZ University PD | 12 | 247 | 13 | -- | 9 | 1 | 3 | -- | 234 | 11 | 220 | 2 | 1 | 18 | 8 | 13 | 39 | -- |
| Oro Valley PD | 12 | 610 | 22 | 1 | 8 | 3 | 10 | -- | 588 | 49 | 515 | 24 | -- | 84 | 14 | 28 | 126 | 45,901 |
| Page PD | 12 | 663 | 126 | 1 | 9 | 9 | 107 | -- | 537 | 53 | 456 | 28 | -- | 15 | 4 | 10 | 29 | 7,686 |
| Paradise Valley PD | 12 | 171 | 10 | -- | 5 | 2 | 3 | -- | 161 | 35 | 119 | 7 | -- | 30 | 4 | 16 | 50 | 14,134 |
| Parker PD | 12 | 83 | 2 | -- | -- | 1 | 1 | -- | 81 | 20 | 56 | 5 | -- | 11 | -- | 3 | 14 | 3,341 |
| Patagonia Marshal's Office | 0 | 0 | 0 | -- | -- | -- | -- | -- | -- | -- | -- | -- | -- | 4 | -- | -- | 4 | 1,000 |
| Payson PD | 12 | 349 | 58 | -- | 1 | 3 | 54 | -- | 291 | 60 | 208 | 20 | 3 | 24 | 1 | 17 | 42 | 16,168 |
| Peoria PD | 12 | 3,690 | 408 | 4 | 70 | 83 | 250 | 1 | 3,282 | 438 | 2,592 | 243 | 9 | 176 | 25 | 85 | 286 | 180,161 |
| Phoenix PD | 12 | 68,018 | 11,842 | 131 | 1,139 | 3,198 | 7,336 | 38 | 56,176 | 9,471 | 39,427 | 7,076 | 202 | 2,509 | 419 | 991 | 3,919 | 1,617,344 |
| Pima College PD | 0 | 0 | 0 | -- | -- | -- | -- | -- | 0 | -- | -- | -- | -- | 17 | 8 | 15 | 40 | -- |
| Pima County SO | 10 | 7,629 | 554 | 11 | 54 | 138 | 351 | -- | 7,075 | 1,148 | 5,242 | 619 | 66 | 419 | 59 | 939 | 1,417 | 365,719 |
| Pima PD | 12 | 36 | 0 | -- | -- | -- | -- | -- | 36 | 10 | 21 | 5 | -- | 5 | 1 | -- | 6 | 2,534 |
| Pinal County SO | 12 | 1,668 | 197 | 3 | 5 | 18 | 171 | -- | 1,471 | 321 | 987 | 161 | 2 | 196 | 11 | 272 | 479 | 235,515 |
| Pinetop-Lakeside PD | 12 | 164 | 21 | -- | 4 | 1 | 16 | -- | 143 | 32 | 104 | 7 | -- | 13 | 1 | 3 | 17 | 4,563 |
| Prescott PD | 12 | 904 | 214 | 1 | 20 | 11 | 182 | -- | 690 | 134 | 518 | 32 | 6 | 69 | 5 | 17 | 91 | 42,566 |
| Prescott Valley PD | 12 | 569 | 93 | 3 | 11 | 6 | 73 | -- | 476 | 51 | 404 | 19 | 2 | 63 | 5 | 24 | 92 | 46,458 |
| Quartzsite PD | 1 | 12 | 1 | -- | -- | -- | 1 | -- | 11 | -- | 10 | 1 | -- | 7 | 1 | 3 | 11 | 3,950 |
| Safford PD | 12 | 384 | 21 | -- | -- | -- | 21 | -- | 363 | 33 | 311 | 19 | -- | 21 | 1 | 3 | 25 | 9,951 |

Agency Data (Cont.)

| Agency | Months on File | Crime Index Total | Violent Crime Total | Murder | Rape | Robbery | Aggravated Assault | Human Trafficking | Property Crime Total | Burglary | Larceny | Motor Vehicle Theft | Arson | Employee Data | | | | Estimated Population |
|-----------------------------|----------------|-------------------|---------------------|------------|--------------|--------------|--------------------|-------------------|----------------------|---------------|----------------|---------------------|------------|---------------|--------------|----------------|-----------------|----------------------|
| | | | | | | | | | | | | | | Sworn Male | Sworn Female | Total Civilian | Total Employees | |
| Sahuarita PD | 12 | 391 | 43 | 1 | 11 | 6 | 25 | -- | 348 | 44 | 272 | 29 | 3 | 34 | 8 | 13 | 55 | 31,451 |
| St. Johns PD | 12 | 72 | 12 | 1 | 4 | 1 | 6 | -- | 60 | 29 | 29 | 1 | 1 | 6 | -- | 3 | 9 | 3,483 |
| San Luis PD | 12 | 447 | 33 | -- | -- | 2 | 31 | -- | 414 | 51 | 258 | 103 | 2 | 37 | 2 | 20 | 59 | 37,990 |
| Santa Cruz County SO | 12 | 118 | 1 | -- | -- | -- | 1 | -- | 117 | 35 | 66 | 16 | -- | 32 | 3 | 48 | 83 | 29,244 |
| Scottsdale PD | 12 | 5,529 | 415 | 3 | 136 | 110 | 166 | -- | 5,114 | 662 | 4,173 | 264 | 15 | 342 | 43 | 231 | 616 | 247,944 |
| Sedona PD | 11 | 157 | 12 | -- | 2 | 2 | 8 | -- | 145 | 32 | 110 | 1 | 2 | 20 | 4 | 15 | 39 | 10,374 |
| Show Low PD | 12 | 391 | 59 | -- | 6 | 2 | 51 | -- | 332 | 38 | 277 | 17 | -- | 29 | 2 | 18 | 49 | 11,736 |
| Sierra Vista PD | 12 | 1,106 | 116 | 2 | 7 | 16 | 91 | -- | 990 | 124 | 800 | 63 | 3 | 49 | 10 | 17 | 76 | 45,065 |
| Snowflake-Taylor PD | 12 | 204 | 53 | 1 | -- | 1 | 51 | -- | 151 | 51 | 85 | 15 | -- | 11 | 1 | 6 | 18 | 10,565 |
| Somerton PD | 12 | 181 | 38 | 6 | 1 | 4 | 27 | -- | 143 | 29 | 87 | 26 | 1 | 11 | 2 | 7 | 20 | 17,698 |
| South Tucson PD | 3 | 221 | 23 | -- | 4 | 1 | 18 | -- | 198 | 33 | 142 | 18 | 5 | 14 | 1 | 2 | 17 | 5,705 |
| Springerville PD | 12 | 11 | 0 | -- | -- | -- | -- | -- | 11 | 4 | 7 | -- | -- | 6 | -- | 2 | 8 | 1,986 |
| Superior PD | 11 | 83 | 16 | -- | -- | -- | 15 | 1 | 67 | 18 | 40 | 8 | 1 | 14 | -- | 1 | 15 | 3,063 |
| Surprise PD | 12 | 2,233 | 138 | 4 | 28 | 46 | 60 | -- | 2,095 | 217 | 1,731 | 137 | 10 | 120 | 23 | 55 | 198 | 136,194 |
| Tempe PD | 12 | 8,328 | 889 | 8 | 141 | 209 | 531 | -- | 7,439 | 922 | 5,891 | 607 | 19 | 283 | 55 | 142 | 480 | 188,616 |
| Thatcher PD | 12 | 115 | 3 | -- | -- | -- | 3 | -- | 112 | 12 | 99 | 1 | -- | 10 | 1 | 1 | 12 | 5,255 |
| Tolleson PD | 12 | 734 | 68 | -- | 4 | 20 | 44 | -- | 666 | 206 | 390 | 70 | -- | 28 | 3 | 18 | 49 | 7,085 |
| Tombstone PD | 6 | 23 | 11 | -- | -- | -- | 11 | -- | 12 | 3 | 9 | -- | -- | 6 | 1 | 2 | 9 | 1,338 |
| Tucson Airport Authority PD | 12 | 53 | 1 | -- | -- | -- | 1 | -- | 52 | 4 | 12 | 36 | -- | 17 | 2 | 13 | 32 | -- |
| Tucson PD | 12 | 21,863 | 3,776 | 40 | 527 | 1,106 | 2,103 | -- | 18,087 | 2,497 | 13,196 | 2,250 | 144 | 772 | 129 | 228 | 1,129 | 546,576 |
| University of AZ PD | 12 | 690 | 32 | -- | 19 | 3 | 10 | -- | 658 | 45 | 598 | 14 | 1 | 54 | 8 | 48 | 110 | -- |
| Wellton PD | 12 | 35 | 5 | -- | 1 | -- | 4 | -- | 30 | 9 | 20 | 1 | -- | 6 | -- | 1 | 7 | 3,254 |
| Wickenburg PD | 12 | 165 | 17 | -- | 4 | -- | 13 | -- | 148 | 32 | 93 | 23 | -- | 19 | 2 | 6 | 27 | 7,797 |
| Willcox PD | 12 | 134 | 6 | -- | -1 | -- | 7 | -- | 128 | 29 | 89 | 9 | 1 | 9 | 2 | 8 | 19 | 3,652 |
| Williams PD | 12 | 92 | 26 | -- | -- | -- | 26 | -- | 66 | 8 | 52 | 6 | -- | 11 | 2 | 10 | 23 | 3,352 |
| Winslow PD | 12 | 573 | 126 | -- | 4 | 9 | 113 | -- | 447 | 35 | 380 | 30 | 2 | 20 | 4 | 10 | 34 | 9,481 |
| Yavapai College PD | 0 | 0 | 0 | -- | -- | -- | -- | -- | 0 | -- | -- | -- | -- | 7 | -- | 1 | 8 | -- |
| Yavapai County SO | 12 | 1,064 | 194 | 5 | 1 | 4 | 184 | -- | 870 | 155 | 608 | 97 | 10 | 114 | 6 | 73 | 193 | 94,772 |
| Yuma County SO | 12 | 974 | 150 | 9 | 24 | 5 | 112 | -- | 824 | 223 | 518 | 76 | 7 | 78 | 4 | 249 | 331 | 65,650 |
| Yuma PD | 12 | 2,649 | 367 | 12 | 29 | 21 | 305 | -- | 2,282 | 472 | 1,631 | 165 | 14 | 134 | 19 | 103 | 256 | 105,365 |
| AGENCY DATA TOTAL | -- | 193,353 | 27,118 | 320 | 3,162 | 6,150 | 17,433 | 53 | 166,235 | 26,309 | 122,597 | 16,522 | 807 | 10,958 | 1,367 | 9,651 | 21,976 | 7,189,020 |

This page has been intentionally left blank.

The background of the image is a faded, light-colored seal of the Dallas Police Department. The seal features a central shield with a five-pointed star, surrounded by a wreath of oak leaves. The words "POLICE" and "DALLAS" are inscribed around the perimeter of the seal. The text "LAW ENFORCEMENT OFFICERS KILLED AND ASSAULTED" is overlaid in the center in a bold, black, sans-serif font.

**LAW ENFORCEMENT
OFFICERS
KILLED AND ASSAULTED**

This page has been intentionally left blank.

Law Enforcement Officers Killed and Assaulted

Overview

The data collected under the UCR-adjunct Law Enforcement Officers Killed and Assaulted (LEOKA) Program pertains to felonious deaths, accidental deaths, and assaults of duly sworn city, university and college, county, state, tribal, and federal law enforcement officers who, at the time of the incident, meet all the following criteria:

- Wear/carry a badge (ordinarily);
- Carry a firearm (ordinarily);
- Be duly sworn and have full arrest powers;
- Be a member of a law enforcement agency;
- Be acting in an official capacity, whether on or off duty, at the time of the incident; and
- If killed, death was directly related to the injuries received during the incident.

Also included are assaults that did not cause an injury; however, involved more than mere verbal abuse or minor resistance to arrest. The purpose of this data collection is to identify situations in which officers are killed or assaulted, describe the incidents statistically, and publish the data to aid agencies in developing policies to improve officer safety.

Deaths resulting from natural causes such as medical emergencies, suicides, or personal situations such as domestic violence or neighbor conflict situations are not included in the LEOKA Program.

Further information on officers killed in the line-of-duty may be found in the FBI's annual LEOKA report.

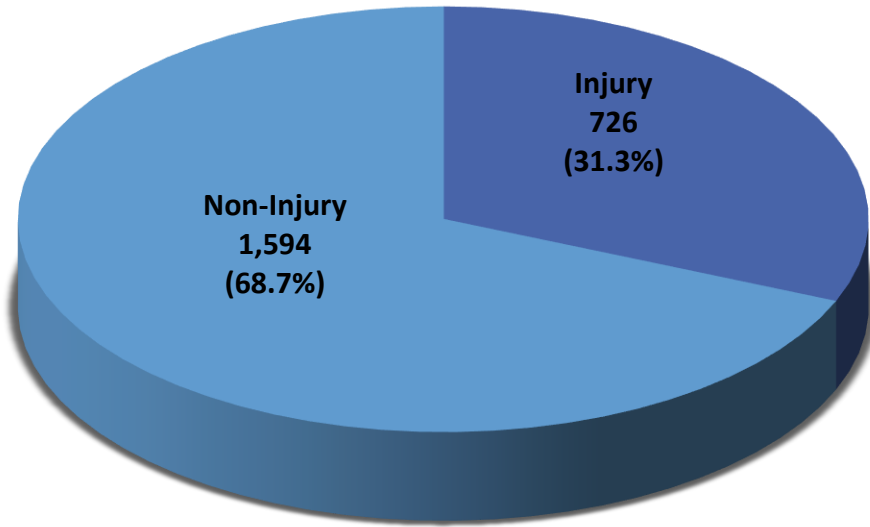
2019 Summary

- There was a total of 2,320 police officers assaulted statewide in 2019.
- Personal weapons, such as hands, fists, and feet, were used in 1,665 assaults or 71.8 percent.
- The time period of 12:01 AM to 2:00 AM and 0601 PM to 0800 PM recorded the highest incidence of assaults with 537 or 23.1 percent.
- The highest number of assaults, 676, or 29.1 percent, occurred when officers were responding to all other calls.
- Personal injuries were sustained in 726 assaults or 31.3 percent.

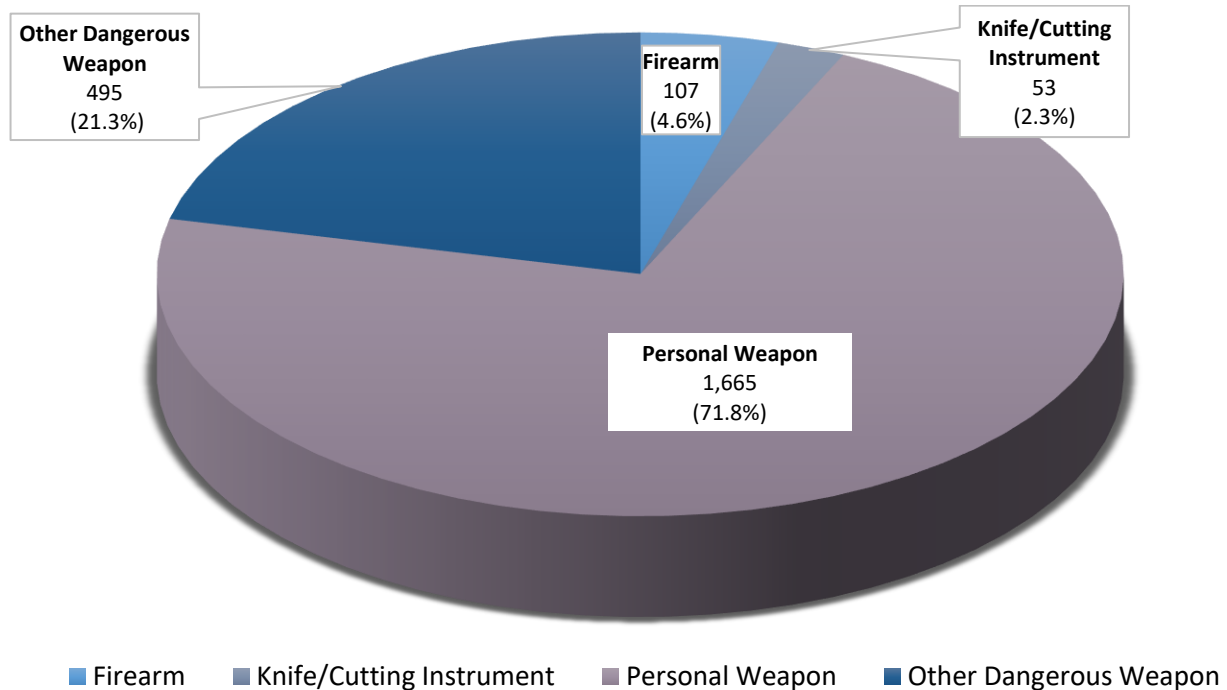
Arrests/Clearances

There were 2,032 clearances for assaults on police officers reported in 2019. This represents a clearance rate of 87.6 percent.

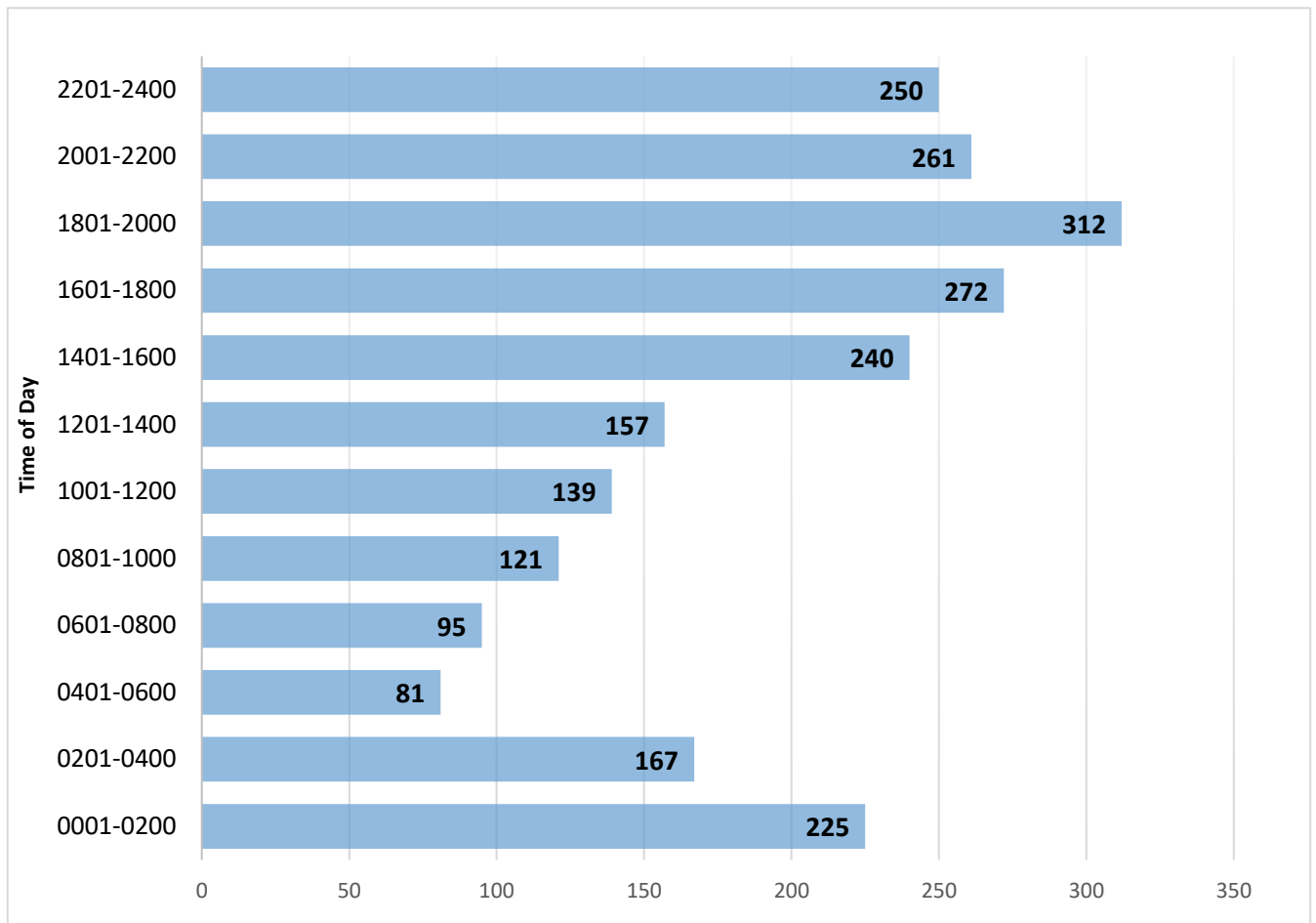
Officer Assaults Based on Injury vs. Non-injury



Officer Assaults by Type of Weapon Used



Officer Assaults by Time of Day



Officer Assaults by Frequency Distribution

| Type of Activity | Total Assaults by Weapon Used | Type of Weapon | | | | Type of Assignment | | | | | | | Police Assaults Cleared |
|--|-------------------------------|----------------|--------------------------|------------------------|-------------------------|--------------------|-----------------|--------------|------------------------------|-----------|-----------|------------|-------------------------|
| | | Firearm | Knife/Cutting Instrument | Other Dangerous Weapon | Hands, Fist, Feet, Etc. | Two-Man Vehicle | One-Man Vehicle | | Detective/Special Assignment | | Other | | |
| | | | | | | | Alone | Assisted | Alone | Assisted | Alone | Assisted | |
| Responding to "disturbance" calls | 630 | 45 | 10 | 115 | 460 | 119 | 130 | 324 | 2 | 13 | 8 | 34 | 578 |
| Burglaries in progress or pursuing burglary suspects | 23 | 2 | -- | 7 | 14 | 1 | 7 | 14 | -- | -- | -- | 1 | 20 |
| Robberies in progress or pursuing robbery suspects | 19 | 8 | 1 | 6 | 4 | 5 | 4 | 7 | 1 | 2 | -- | -- | 18 |
| Attempting other arrests | 321 | 2 | 6 | 102 | 211 | 52 | 84 | 145 | 3 | 9 | 5 | 23 | 264 |
| Civil disorder (Riot, mass disobedience) | 15 | -- | -- | 5 | 10 | -- | 4 | 4 | -- | -- | -- | 7 | 13 |
| Handling or transporting of prisoners | 247 | -- | 2 | 43 | 202 | 34 | 59 | 106 | 1 | 6 | 20 | 21 | 210 |
| Investigating suspicious persons or circumstances | 218 | 10 | 5 | 32 | 171 | 17 | 73 | 86 | 10 | 16 | 5 | 11 | 149 |
| Ambush-No warning | 2 | -- | 1 | 1 | -- | -- | 1 | 1 | -- | -- | -- | -- | 1 |
| Mentally deranged | 33 | -- | 5 | 10 | 18 | 7 | 12 | 11 | -- | -- | 1 | 2 | 25 |
| Traffic pursuits and stops | 136 | 11 | -- | 54 | 71 | 36 | 35 | 44 | 2 | 4 | 4 | 11 | 120 |
| All other | 676 | 29 | 23 | 120 | 504 | 255 | 74 | 266 | 6 | 221 | 20 | 34 | 634 |
| TOTAL | 2,320 | 107 | 53 | 495 | 1,665 | 526 | 483 | 1,008 | 25 | 71 | 63 | 144 | 2,032 |
| Number with personal injury | 726 | 5 | 5 | 213 | 503 | | | | | | | | |
| Number without personal injury | 1,594 | 102 | 48 | 282 | 1,162 | | | | | | | | |

Officer Assaults by Distribution and by County

| County | Number of Assaults | With Injury | Without Injury | Percent Distribution | Clearance |
|--------------|--------------------|-------------|----------------|----------------------|--------------|
| Apache | 1 | -- | 1 | 0.04% | 1 |
| Cochise | 14 | 5 | 96 | 0.60% | 14 |
| Coconino | 69 | 27 | 42 | 2.97% | 70 |
| Gila | 21 | 11 | 10 | 0.91% | 6 |
| Graham | -- | -- | -- | 0.00% | -- |
| Greenlee | -- | -- | -- | 0.00% | -- |
| La Paz | -- | -- | -- | 0.00% | -- |
| Maricopa | 1,636 | 436 | 1,200 | 70.52% | 1,502 |
| Mohave | 61 | 23 | 38 | 2.63% | 48 |
| Navajo | 27 | 9 | 18 | 1.16% | 9 |
| Pima | 217 | 69 | 148 | 9.35% | 155 |
| Pinal | 95 | 69 | 26 | 4.09% | 75 |
| Santa Cruz | -- | -- | -- | 0.00% | -- |
| Yavapai | 118 | 22 | 96 | 5.09% | 98 |
| Yuma | 61 | 55 | 6 | 2.63% | 54 |
| TOTAL | 2,320 | 726 | 1,594 | 100.00% | 2,032 |

This page has been intentionally left blank.



**BIAS
CRIME
DATA**

This page has been intentionally left blank.

Bias Crime Data

Overview

On April 23, 1990, Congress passed the Hate Crime Statistics Act. This law required the Attorney General to collect data “about crimes that manifest evidence of prejudice based on race, religion, sexual orientation, or ethnicity.” The Attorney General delegated the responsibilities of developing the procedures for implementing, collecting, and managing hate crime data to the Director of the FBI, who in turn assigned the tasks to the FBI UCR Program.

The UCR Program collects hate crime data regarding criminal offenses motivated, in whole or in part, by the offender’s bias against a race, religion, disability, sexual orientation, ethnicity, gender, or gender identity. Due to the difficulty of ascertaining the offender’s subjective motivation, bias is to be reported only if the investigation reveals sufficient objective facts to lead a reasonable and prudent person to conclude that the offender’s actions were motivated, in whole or in part, by bias.

In 1991, the Arizona legislature mandated the collection of bias crime statistics. [A.R.S. § 41-1750\(A\)\(3\)](#) was amended in part to read that the criminal identification section within the Department of Public Safety shall:

"Collect information concerning criminal offenses that manifest evidence of prejudice based on race, color, religion, national origin, sexual orientation, gender or disability."

Due to the Violent Crime Control and Law Enforcement Act, the bias for disability, either physical or mental, was added to the national Bias Crime Statistical Program on January 1, 1997. The statewide collection began in January 1992.

Statistics received from Arizona law enforcement agencies for 2019 are listed on the following pages.

Five-year Comparison of Bias Crime Offenses

| Offense | 2015 | 2016 | 2017 | 2018 | 2019 |
|------------------------------|------------|------------|------------|------------|------------|
| Homicide | 1 | -- | -- | 1 | -- |
| Forcible Rape | -- | -- | 2 | 3 | -- |
| Robbery | 7 | 6 | 7 | 2 | -- |
| Aggravated Assault | 51 | 32 | 45 | 40 | 16 |
| Simple Assault | 80 | 57 | 57 | 61 | 57 |
| Burglary | 3 | 1 | 6 | 22 | -- |
| Larceny-Theft | 2 | 4 | 5 | 58 | 2 |
| Motor Vehicle Theft | -- | -- | -- | 11 | -- |
| Arson | -- | -- | -- | 2 | -- |
| Intimidation | 63 | 67 | 87 | 55 | 88 |
| Destruction/Damage/Vandalism | 84 | 65 | 82 | 94 | 50 |
| Human Trafficking/Sex Acts | -- | -- | 1 | -- | -- |
| TOTAL | 291 | 232 | 292 | 349 | 213 |

Bias Offenses by Quarter

| Offense | 1st | 2nd | 3rd | 4th | Total |
|------------------------------|-----------|-----------|-----------|-----------|------------|
| Homicide | -- | -- | -- | -- | -- |
| Forcible Rape | -- | -- | -- | -- | -- |
| Robbery | -- | -- | -- | -- | -- |
| Aggravated Assault | 2 | 7 | 3 | 4 | 16 |
| Simple Assault | 16 | 16 | 15 | 11 | 57 |
| Burglary | -- | -- | -- | -- | -- |
| Larceny-theft | -- | -- | -- | 2 | 2 |
| Motor Vehicle Theft | -- | -- | -- | -- | -- |
| Arson | -- | -- | -- | -- | -- |
| Intimidation | 17 | 22 | 22 | 27 | 88 |
| Destruction/Damage/Vandalism | 15 | 15 | 8 | 12 | 50 |
| Human Trafficking/Sex Acts | -- | -- | -- | -- | -- |
| TOTAL | 50 | 60 | 48 | 56 | 213 |

Bias Motivation by Quarter

| Type of Bias | 1st | 2nd | 3rd | 4th | Total |
|-------------------------------------|-----------|-----------|-----------|-----------|------------|
| Racial | | | | | |
| Anti-White | 3 | 4 | 3 | 4 | 14 |
| Anti-Black | 25 | 26 | 17 | 25 | 93 |
| Anti-American Indian/Alaskan Native | 1 | 1 | -- | 2 | 4 |
| Anti-Asian/Pacific Islander | 1 | -- | -- | -- | 1 |
| Anti-Multi-Racial Group | -- | -- | 1 | 1 | 2 |
| Ethnic/National Origin | | | | | |
| Anti-Hispanic | 3 | 9 | 8 | 8 | 28 |
| Anti-Other Ethnic/National Origin | 1 | 1 | -- | -- | 2 |
| Religious | | | | | |
| Anti-Jewish | 7 | 7 | 1 | 6 | 21 |
| Anti-Catholic | -- | -- | -- | -- | -- |
| Anti-Protestant | -- | -- | 2 | -- | 2 |
| Anti-Islamic | 3 | -- | 1 | 3 | 7 |
| Anti-Other Religion | -- | 2 | -- | 1 | 3 |
| Anti-Multi-Religious Group | -- | -- | -- | -- | -- |
| Anti-Atheism/Agnosticism/Etc. | -- | -- | -- | -- | -- |
| Sexual | | | | | |
| Anti-Male Homosexual | 4 | 6 | 4 | 7 | 21 |
| Anti-Female Homosexual | 1 | -- | 1 | -- | 2 |
| Anti-Homosexual | -- | 3 | 1 | 1 | 5 |
| Anti-Heterosexual | -- | -- | -- | -- | -- |
| Anti-Bisexual | -- | 1 | -- | -- | 1 |
| Anti-Transgender | -- | 1 | -- | 2 | 3 |
| Disability | | | | | |
| Anti-Mental | -- | -- | -- | -- | -- |
| Anti-Physical | 1 | -- | -- | 1 | 2 |
| Gender | | | | | |
| Anti-Female | -- | 1 | -- | -- | 1 |
| Anti-Male | -- | 1 | -- | -- | 1 |
| Bias Unknown | -- | -- | -- | -- | -- |
| TOTAL | 50 | 63 | 39 | 61 | 213 |

Bias Offenses by Quarter and by County

| County | 1st | 2nd | 3rd | 4th | Total |
|--------------|-----------|-----------|-----------|-----------|------------|
| Apache | -- | -- | -- | -- | -- |
| Cochise | -- | -- | -- | -- | -- |
| Coconino | 1 | 1 | -- | -- | 2 |
| Gila | -- | -- | -- | -- | -- |
| Graham | -- | -- | -- | -- | -- |
| Greenlee | -- | -- | -- | -- | -- |
| La Paz | -- | -- | -- | -- | -- |
| Maricopa | 42 | 53 | 31 | 54 | 180 |
| Mohave | -- | -- | -- | -- | -- |
| Navajo | -- | -- | -- | -- | -- |
| Pima | 5 | 5 | 7 | 4 | 21 |
| Pinal | 2 | 4 | 1 | 1 | 8 |
| Santa Cruz | -- | -- | -- | -- | -- |
| Yavapai | -- | -- | -- | -- | -- |
| Yuma | -- | -- | -- | 2 | 2 |
| TOTAL | 50 | 63 | 39 | 61 | 213 |

Bias Offenses by Agency and by Quarter

| Agency | 1st | 2nd | 3rd | 4th | Total |
|--------------------------|-----------|-----------|-----------|-----------|------------|
| Apache Junction PD | 1 | 3 | -- | 1 | 5 |
| Casa Grande PD | -- | -- | 1 | -- | 1 |
| Coolidge PD | 1 | 1 | -- | -- | 2 |
| Flagstaff PD | 1 | -- | -- | -- | 1 |
| Gilbert PD | 1 | -- | 1 | -- | 2 |
| Glendale PD | 2 | 2 | 4 | 1 | 9 |
| Mesa PD | -- | -- | 1 | 1 | 2 |
| Page PD | -- | 1 | -- | -- | 1 |
| Phoenix PD | 38 | 45 | 25 | 51 | 159 |
| Scottsdale PD | 1 | 2 | -- | -- | 3 |
| Somerton PD | -- | -- | -- | 1 | 1 |
| Surprise PD | -- | 3 | -- | 1 | 4 |
| Tempe PD | -- | 1 | -- | -- | 1 |
| Tucson PD | 4 | 5 | 6 | 2 | 17 |
| University of Arizona PD | 1 | -- | 1 | 2 | 4 |
| Yuma PD | -- | -- | -- | 1 | 1 |
| TOTAL | 50 | 63 | 39 | 61 | 213 |

Bias Offenses by Agency and by Type of Offense

| Agency | Racial | Religious | Sexual | Disability | Gender | Unknown |
|--------------------------|------------|-----------|-----------|------------|----------|-----------|
| Apache Junction PD | 2 | 1 | 1 | 1 | -- | -- |
| Casa Grande PD | 1 | -- | -- | -- | -- | -- |
| Coolidge PD | 2 | -- | -- | -- | -- | -- |
| Flagstaff PD | -- | 1 | -- | -- | -- | -- |
| Gilbert PD | -- | 2 | -- | -- | -- | -- |
| Glendale PD | 9 | -- | -- | -- | -- | -- |
| Mesa PD | 1 | -- | 1 | -- | -- | -- |
| Page PD | 1 | -- | -- | -- | -- | -- |
| Phoenix PD | 113 | 19 | 22 | -- | 5 | -- |
| Scottsdale PD | 1 | 1 | 1 | -- | -- | -- |
| Somerton PD | 1 | -- | -- | -- | -- | -- |
| Surprise PD | 3 | 1 | -- | -- | -- | -- |
| Tempe PD | 1 | -- | -- | -- | -- | -- |
| Tucson PD | 6 | 7 | 4 | -- | -- | -- |
| University of Arizona PD | -- | 4 | -- | -- | -- | -- |
| Yuma PD | -- | -- | -- | 1 | -- | -- |
| TOTAL | 141 | 36 | 29 | 2 | 5 | -- |

Terms and Definitions

Adult – For UCR purposes, a person 18 years or older.

Aggravated Assault – An unlawful attack by one person upon another for the purpose of inflicting severe or aggravated bodily injury. This type of assault usually is accompanied by the use of a weapon or by means likely to produce death or great bodily harm.

All Other Offenses – All violations of state or local laws not specifically identified as Part I or Part II offenses, except traffic violations.

All Other Sex Offenses – All other offenses against common decency and morals. Includes statutory rape, indecent exposure, incest, and any other sex offenses not previously defined.

American Indian or Alaskan Native – A person having origins in any of the original peoples of North America, and who maintains cultural identification through tribal affiliation or community recognition.

Arson – Any willful or malicious burning or attempt to burn, with or without intent to defraud, a dwelling house, public building, motor vehicle or aircraft, personal property of another, etc.

Assault – An unlawful attack by one person upon another.

Autos – Sedans, station wagons, coupes, convertibles, sport utility vehicles, minivans, and other similar motor vehicles that serve the primary purpose of transporting people from one place to another.

Asian or Pacific Islander – A person having origins in any of the original peoples of the Far East, Southeast Asia, the Indian subcontinent, or the Pacific Islands. This area includes, for example, China, India, Japan, Korea, the Philippine Islands, and Samoa.

Bias – A preformed negative opinion or attitude toward a group of persons based on their race, religion, disability, sexual orientation, ethnicity, gender, or gender identity.

Bias Crime * – A committed criminal offense that is motivated, in whole or in part, by the offender's bias(es) against a race, religion, disability, sexual orientation, ethnicity, gender, or gender identity; also known as Hate Crime.

*Even if the offender was mistaken in his or her perception that the victim was a member of the group he or she was acting against, the offense is still a bias crime because the offender was motivated by bias against the group.

Black – A person having origins in any of the black racial groups of Africa, characterized by dark skin pigmentation.

Burglary – The unlawful entry of a structure to commit a felony or theft.

Classifying – Determining the correct UCR Part I or Part II offense category based on police information.

Cleared by Arrest – An offense that is cleared (solved) when at least one person is (1) arrested, (2) charged with the commission of the offense, and (3) turned over to the court for prosecution.

Cleared by Exceptional Means – For UCR purposes, an offense is considered exceptionally cleared when law enforcement has: (1) definitely established the identity of the offender, (2) there is enough information to support an arrest, charge, and turning over to the court for prosecution, (3) the exact location of the offender is known so the subject could be taken into custody, and yet (4) some reason outside law enforcement control prevents bringing the offender to court.

Constructive Possession – The condition in which a person does not have physical custody or possession but is in a position to exercise dominion or control over a thing.

Conversion – An unauthorized assumption and exercise of the right of ownership over goods or personal chattels belonging to another to the alteration of their condition or the exclusion of the owner's rights.

Crimes Against Persons – Includes the following Index offenses: Murder, rape, and aggravated assault.

Crimes Against Property – Includes the following Index offenses: Robbery, burglary, larceny-theft, motor vehicle theft, and arson.

Crime Index – The total of eight offenses used to measure the extent, fluctuation, and distribution of crime in a given geographical area. The Crime Index includes Murder, rape, robbery, aggravated assault, burglary, larceny-theft, motor vehicle theft, and arson.

Criminal Homicide – The willful killing of one human being by another.

Curfew and Loitering (Persons under age 18) – Violations by juveniles of local curfew or loitering ordinances.

Disorderly Conduct – Any behavior that tends to disturb the public peace or decorum, scandalize the community, or shock the public sense of morality.

Driving Under the Influence – Driving or operating a motor vehicle or common carrier while mentally or physically impaired as the result of consuming an alcoholic beverage or using a drug or narcotic.

Drug Abuse Violations – The violation of laws prohibiting the production, distribution, and/or use of certain controlled substances and the equipment or devices utilized in their preparation and/or use. The unlawful cultivation, manufacture, distribution, sale, purchase, use, possession, transportation, or importation of any controlled drug or narcotic substance. Arrests for violations of state and local laws, specifically those relating to the unlawful possession, sale, use, growing, manufacturing, and the making of narcotic drugs.

Drunkenness – To drink alcoholic beverages to the extent that one’s mental faculties and physical coordination are substantially impaired. Exclude driving under the influence.

Embezzlement – The unlawful misappropriation or misapplication by an offender to his/her own use or purpose of money, property, or some other thing of value entrusted to his/her care, custody, or control.

Forcible Rape – The carnal knowledge of a female forcibly and against her will.

Forgery and Counterfeiting – The altering, copying, or imitating of something without authority or right, with the intent to deceive or defraud by passing the copy or thing altered or imitated as that which is original or genuine; or the selling, buying, or possession of an altered, copied, or imitated thing with the intent to deceive or defraud.

Forcible Rape – The carnal knowledge of a female forcibly and against her will. This definition is now only used for historical trend purposes.

Forgery and Counterfeiting – The making, altering, using, or possessing, with intent to defraud, anything false which is made to appear true.

Fraud – The intentional perversion of the truth for the purpose of inducing another person or other entity in reliance upon it to part with something of value or to surrender a legal right. Fraudulent conversion and obtaining of money or property by false pretenses.

Gambling – To unlawfully bet or wager money or something else of value; assist, promote, or operate a game of chance for money or some other stake; possess or transmit wagering information; manufacture, sell, purchase, possess, or transport gambling equipment, devices or goods; or tamper with the outcome of a sporting event or contest to gain a gambling advantage.

Hate Crime – See Bias crime.

Hierarchy Rule – When more than one Part I offense is classified, the law enforcement agency must locate the offense that is highest on the hierarchy list and score that offense and not the other offense in the multiple-offense situation. There is a significance to the order in which the Part I offenses are presented, with murder being the highest in the hierarchy and arson being the lowest. The offenses of justifiable homicide, motor vehicle theft, and arson are exceptions to the Hierarchy Rule.

Hispanic – A person of Mexican, Cuban, Central or South American, or other Spanish culture or origin, regardless of race.

Hotel Rule – A standard UCR scoring practice which limits to one the number of burglaries which can be counted when more than one room is entered for the purpose of committing a felony or theft within a structure generally intended to house a transient population.

Human Trafficking, Commercial Sex Acts – Inducing a person by force, fraud, or coercion to participate in commercial sex acts, or in which the person induced to perform such act(s) has not attained 18 years of age.

Human Trafficking, Involuntary Servitude – The obtaining of a person(s) through recruitment, harboring, transportation, or provision, and subjecting such persons by force, fraud, or coercion into involuntary servitude, peonage, debt bondage, or slavery (not to include commercial sex acts).

Incident-Based Reporting – A less restrictive and more expansive method of collecting crime data (as opposed to Summary Reporting) in which all the data elements associated with an offense or arrest are compiled on an incident by incident basis.

Justifiable Homicide – The killing of a felon by a peace officer in the line of duty or the killing of a felon, during the commission of a felony, by a private citizen.

Juvenile – For UCR purposes, any person under the age of 18.

Juvenile Clearance – Offenses involving only persons under the age of 18 that are cleared by arrest or exceptional means.

Larceny-Theft – The unlawful taking, carrying, leading, or riding away of property from the possession or constructive possession of another.

Liquor Laws – The violation of state or local laws or ordinances prohibiting the manufacture, sale, purchase, transportation, possession, or use of alcoholic beverages, not including driving under the influence and drunkenness.

Manslaughter by Negligence – The killing of another person through gross negligence.

Motor Vehicle – A self-propelled vehicle that runs on land surface and not on rails.

Motor Vehicle Theft – The theft or attempted theft of a motor vehicle.

Murder and Non-Negligent Manslaughter – The willful (Non-negligent) killing of one human being by another.

Offenses Against the Family and Children – Unlawful nonviolent acts by a family member (or legal guardian) which threaten the physical, mental, or economic well-being or morals of another family member and which are not classifiable as other offenses, such as Assault or Sex Offenses.

Other (Simple) Assaults – An unlawful attack or attempted attack upon another which does not result in serious injury to the victim and which does not involve the use of a dangerous weapon.

Other Vehicles – All other vehicles that meet the UCR definition for motor vehicles such as snowmobiles, motorcycles, motor scooters, trail bikes, mopeds, golf carts, and all-terrain vehicles.

Part I Offenses – The first of two main groupings of UCR crime classifications consisting of the eight Index crimes.

Part II Offenses – The second of two main groupings of crime classifications consisting of all other crime categories not already designated as Part I, excluding traffic violations. Except for simple assault, the monthly reporting of Part II offenses is limited to arrest information only in the Summary Reporting System.

Prostitution and Commercialized Vice – The unlawful promotion of or participation in sexual activities for profit.

Rape – Penetration, no matter how slight, of the vagina or anus with any body part or object, or oral penetration by a sex organ of another person, without the consent of the victim.

Robbery – The taking or attempted taking of anything of value from the care, custody, or control of a person or persons by force or threat of force or violence and/or by putting the victim in fear.

Runaways (Persons under age 18) – Limited to juveniles taken into protective custody under the provisions of local statutes. Runaways is no longer required by the FBI UCR Program.

Scoring – Counting the number of offenses committed after the police report has been classified.

Separation of Time and Place Rule – A standard UCR scoring practice that stipulates if there is a separation of time and place between the commission of several crimes, the reporting agency must handle each crime as a separate incident and must classify and score each offense individually.

Sex Offenses – Offenses against chastity, common decency, morals, and the like.

Simple Assault – All assaults and attempted assaults which are not of an aggravated nature and do not result in serious injury to the victim.

Stolen Property: Buying, Receiving, Possessing – Buying, receiving, possessing, selling, concealing, or transporting any property with the knowledge that it has been unlawfully taken, as by burglary, embezzlement, fraud, larceny, robbery, etc.

Structure – Includes, but is not limited to, apartments, barns, cabins, churches, condominiums, dwelling houses, factories, garages, house trailers or houseboats (used as a permanent dwelling), mills, offices, other buildings, outbuildings, public buildings, railroad cars, rooms, schools, stables, vessels (ships), and warehouses.

Summary Reporting – A method of collecting crime data adopted for national reporting purposes in which a limited amount of data associated with an offense or arrest is compiled by each contributing agency.

Suspicion – Arrested for no specific offense and released without formal charges being placed.

Trucks and Buses – Vehicles specifically designed (but not necessarily used) to commercially transport people and cargo.

Unfounded – False or baseless complaints.

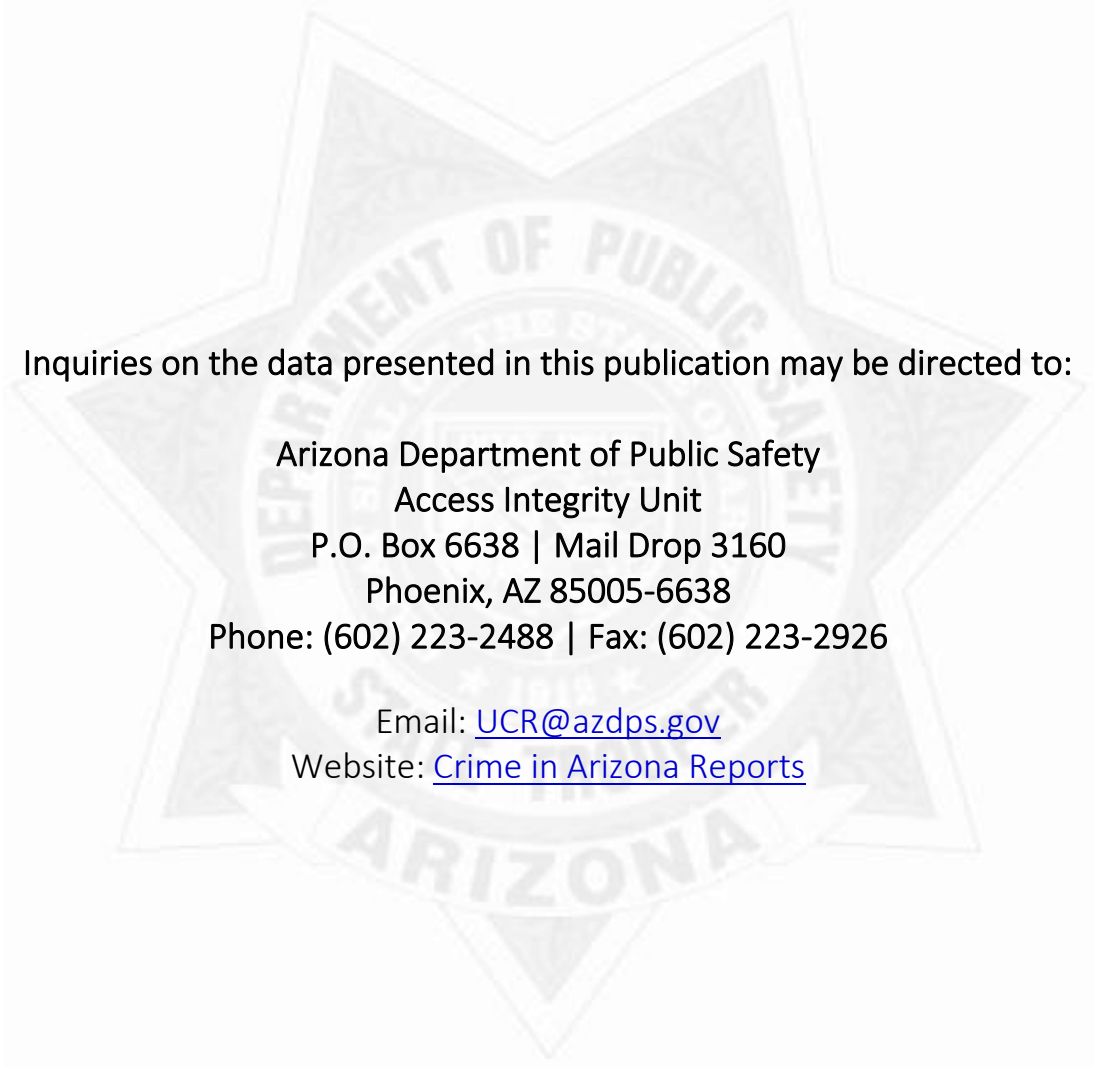
Vagrancy – The violation of a court order, regulation, ordinance, or law requiring the withdrawal of persons from the streets or other specified areas; prohibiting persons from remaining in an area or place in an idle or aimless manner; or prohibiting persons from going from place to place without visible means of support.

Vandalism – To willfully or maliciously destroy, injure, disfigure, or deface any public or private property, real or personal, without the consent of the owner or person having custody or control by cutting, tearing, breaking, marking, painting, drawing, covering with filth, or any other such means as may be specified by local law.

Weapons: Carrying, Possessing, Etc. – The violation of laws or ordinances prohibiting the manufacture, sale, purchase, transportation, possession, concealment, or use of firearms, cutting instruments, explosives, incendiary devices, or other deadly weapons.

White – A person having origins in any of the original peoples of Europe, North Africa or the Middle East.

This page has been intentionally left blank.

The background of the page features a large, faint watermark of the Arizona Department of Public Safety seal. The seal is a five-pointed star with a central circular emblem containing the state seal of Arizona. The words "DEPARTMENT OF PUBLIC SAFETY" are written in a circular path around the central emblem, and "ARIZONA" is written across the bottom of the star.

Inquiries on the data presented in this publication may be directed to:

Arizona Department of Public Safety
Access Integrity Unit
P.O. Box 6638 | Mail Drop 3160
Phoenix, AZ 85005-6638
Phone: (602) 223-2488 | Fax: (602) 223-2926

Email: UCR@azdps.gov
Website: [Crime in Arizona Reports](#)